


MEDICAID /CHIP STATISTICAL INFORMATION SYSTEM(MSIS):

[NOW and with an eye on the FUTURE]

NATIONAL ORAL HEALTH CONFERENCE 2010

April 26, 2010
St. Louis, MO

Presented by :
Rebecca (Goldy) Austen,
Technical Director,
Division of Analysis and Technical Assistance, DSG
CMS



Welcome to MSIS: Medicaid/CHIP Statistical Information System

Beginning with FY 1999, the Balanced Budget Act (BBA) of 1997 requires states to submit all their eligibility and claims data to CMS on a quarterly basis through the Medicaid Statistical Information System (MSIS). States submit individual eligibility data and claims files to the Centers for Medicare & Medicaid Services (CMS) in five file formats: 1) Eligibility along with 4 types of claims files: 1) RX, 2) Inpatient, 3) Long Term Care and 4) Other Services. The Federal requirement for the HCFA-2082 form was eliminated.

Welcome to MSIS: Medicaid/CHIP Statistical Information System cont'd

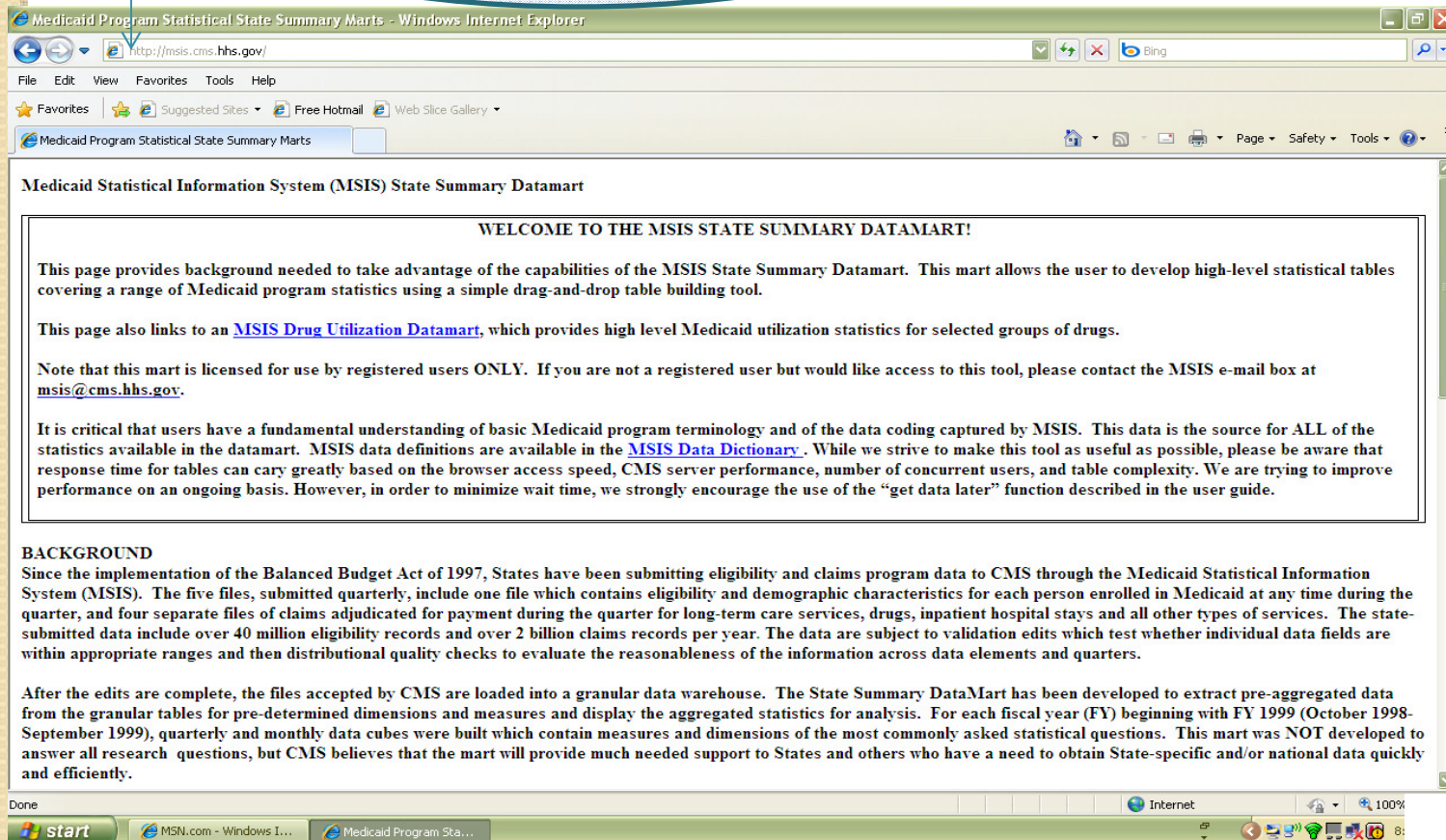
- Currently MSIS is made available to the public (WEB) once a full FISCAL YEAR is approved and at least 10 states for given FISCAL YEAR are available
- An ongoing criticism of MSIS was that the information was dated and incomplete (MC and CHIP)
- With the advent of CHIPRA, Health Reform, ARRA , CMS is in the midst of “redefining” its Information System
- CMS will need to collect more data and share more of its information faster and with more ease

Welcome to MSIS: Medicaid/CHIP Statistical Information System cont'd

- CMS will need to receive all separate CHIP data (eligibility as well as claims) from all 50 States plus the District of Columbia
- CMS will need to receive ALL Encounter Data from all States/DC with Managed Care Plans

Welcome Screen To MSIS Datamarts

<http://msis.cms.hhs.gov>



The screenshot shows a Windows Internet Explorer browser window displaying the MSIS State Summary Datamart welcome page. The browser's address bar shows the URL <http://msis.cms.hhs.gov/>. The page title is "Medicaid Program Statistical State Summary Marts". The main content area is titled "Medicaid Statistical Information System (MSIS) State Summary Datamart" and contains the following text:

WELCOME TO THE MSIS STATE SUMMARY DATAMART!

This page provides background needed to take advantage of the capabilities of the MSIS State Summary Datamart. This mart allows the user to develop high-level statistical tables covering a range of Medicaid program statistics using a simple drag-and-drop table building tool.

This page also links to an [MSIS Drug Utilization Datamart](#), which provides high level Medicaid utilization statistics for selected groups of drugs.

Note that this mart is licensed for use by registered users ONLY. If you are not a registered user but would like access to this tool, please contact the MSIS e-mail box at msis@cms.hhs.gov.

It is critical that users have a fundamental understanding of basic Medicaid program terminology and of the data coding captured by MSIS. This data is the source for ALL of the statistics available in the datamart. MSIS data definitions are available in the [MSIS Data Dictionary](#). While we strive to make this tool as useful as possible, please be aware that response time for tables can vary greatly based on the browser access speed, CMS server performance, number of concurrent users, and table complexity. We are trying to improve performance on an ongoing basis. However, in order to minimize wait time, we strongly encourage the use of the "get data later" function described in the user guide.

BACKGROUND

Since the implementation of the Balanced Budget Act of 1997, States have been submitting eligibility and claims program data to CMS through the Medicaid Statistical Information System (MSIS). The five files, submitted quarterly, include one file which contains eligibility and demographic characteristics for each person enrolled in Medicaid at any time during the quarter, and four separate files of claims adjudicated for payment during the quarter for long-term care services, drugs, inpatient hospital stays and all other types of services. The state-submitted data include over 40 million eligibility records and over 2 billion claims records per year. The data are subject to validation edits which test whether individual data fields are within appropriate ranges and then distributional quality checks to evaluate the reasonableness of the information across data elements and quarters.

After the edits are complete, the files accepted by CMS are loaded into a granular data warehouse. The State Summary DataMart has been developed to extract pre-aggregated data from the granular tables for pre-determined dimensions and measures and display the aggregated statistics for analysis. For each fiscal year (FY) beginning with FY 1999 (October 1998-September 1999), quarterly and monthly data cubes were built which contain measures and dimensions of the most commonly asked statistical questions. This mart was NOT developed to answer all research questions, but CMS believes that the mart will provide much needed support to States and others who have a need to obtain State-specific and/or national data quickly and efficiently.

Welcome Screen To MSIS Datamarts



<http://msis.cms.hhs.gov>

Before using the online data cubes, do read the online **USERS GUIDE**

When Data appears “strange”, especially for a particular state, do read the online **DATA ANOMALIES** document which may point to a particular state’s unique issues

Double check your query results with some of our annual tables, described at the end of this presentation

Welcome Screen To MSIS Datamarts

Medicaid Program Statistical State Summary Marts - Windows Internet Explorer

http://msis.cms.hhs.gov/

File Edit View Favorites Tools Help

★ Favorites ☆ Suggested Sites Free Hotmail Web Slice Gallery

Medicaid Program Statistical State Summary Marts

The FYs 1999, 2000, 2001, 2002, 2003, 2004, 2005, 2006 and 2007 are available both quarterly and monthly. Currently data is loaded to the mart after the full fiscal year's files have been through the data validation and quality review and were accepted by CMS. Missing States have either not successfully completed their data submissions for the subject year, or are waiting to be loaded.

Latest Update: 03/18/10
The FY 2008 cubes now contain data for 46 states.

[Access the FY 2008 Quarterly Cube](#)
[Access the FY 2008 Monthly cube](#)
[Access the FY 2007 Quarterly Cube](#)
[Access the FY 2007 Monthly cube](#)
[Access the FY 2006 Quarterly Cube](#)
[Access the FY 2006 Monthly cube](#)
[Access the FY 2005 Quarterly Cube](#)
[Access the FY 2005 Monthly cube](#)
[Access the FY 2004 Quarterly Cube](#)
[Access the FY 2004 Monthly Cube](#)
[Access the FY 2003 Quarterly Cube](#)
[Access the FY 2003 Monthly Cube](#)
[Access the FY 2002 Quarterly Cube](#)
[Access the FY 2002 Monthly Cube](#)
[Access the FY 2001 Quarterly Cube](#)
[Access the FY 2001 Monthly Cube](#)
[Access the FY 2000 Quarterly Cube](#)
[Access the FY 2000 Monthly Cube](#)
[Access the FY 1999 Quarterly Cube](#)
[Access the FY 1999 Monthly Cube](#)

Select quarterly Cubes for annual/quarterly statistics

Internet 100% 9:05 PM

Welcome Screen To MSIS Datamarts

Medicaid Program Statistical State Summary Marts - Windows Internet Explorer

http://msis.cms.hhs.gov/

File Edit View Favorites Tools Help

★ Favorites ☆ Suggested Sites Free Hotmail Web Slice Gallery

Medicaid Program Statistical State Summary Marts

The FYs 1999, 2000, 2001, 2002, 2003, 2004, 2005, 2006 and 2007 are available both quarterly and monthly. Currently data is loaded to the mart after the full fiscal year's files have been through the data validation and quality review and were accepted by CMS. Missing States have either not successfully completed their data submissions for the subject year, or are waiting to be loaded.

Latest Update: 03/18/10
The FY 2008 cubes now contain data for 46 states.

[Access the FY 2008 Quarterly Cube](#)
[Access the FY 2008 Monthly cube](#)
[Access the FY 2007 Quarterly Cube](#)
[Access the FY 2007 Monthly cube](#)
[Access the FY 2006 Quarterly Cube](#)
[Access the FY 2006 Monthly cube](#)
[Access the FY 2005 Quarterly Cube](#)
[Access the FY 2005 Monthly cube](#)
[Access the FY 2004 Quarterly Cube](#)
[Access the FY 2004 Monthly Cube](#)
[Access the FY 2003 Quarterly Cube](#)
[Access the FY 2003 Monthly Cube](#)
[Access the FY 2002 Quarterly Cube](#)
[Access the FY 2002 Monthly Cube](#)
[Access the FY 2001 Quarterly Cube](#)
[Access the FY 2001 Monthly Cube](#)
[Access the FY 2000 Quarterly Cube](#)
[Access the FY 2000 Monthly Cube](#)
[Access the FY 1999 Quarterly Cube](#)
[Access the FY 1999 Monthly Cube](#)

Select quarterly Cubes for annual/quarterly statistics

start MSN.com - Windows I... Medicaid Program Sta... Microsoft PowerPoint ... Internet 100% 9:05 PM

Quarterly Default View

Default view when quarterly cube is selected

The screenshot displays the Cognos PowerPlay Web Explorer interface for the 2007 Medicaid Quarterly State Summary. The main content area shows a table with the following data:

| MEASURES as values | 2007 ANNUAL | | |
|--------------------|-----------------|---------------|------------------|
| | Uniq Elgbls Cnt | Uniq Bene Cnt | Tot Mdcd Pd Amt |
| AK | 127,367 | 120,314 | \$937,114,888 |
| AL | 919,304 | 829,714 | \$3,902,245,013 |
| AR | 757,432 | 922,904 | \$3,105,626,607 |
| AZ | 1,455,923 | 1,020,773 | \$3,434,234,750 |
| CA | 10,630,016 | 10,386,032 | \$30,100,156,532 |
| CO | 565,888 | 616,378 | \$2,719,618,579 |
| CT | 530,652 | 518,675 | \$3,975,529,032 |
| DC | 168,716 | 159,984 | \$1,452,654,182 |
| DE | 184,974 | 172,666 | \$1,000,031,526 |
| FL | 2,843,938 | 2,905,180 | \$13,157,994,181 |
| GA | 1,689,905 | 1,702,785 | \$6,393,084,307 |
| HI | 231,135 | 223,687 | \$992,939,553 |
| IA | 479,972 | 443,105 | \$2,413,472,488 |
| ID | 223,518 | 218,137 | \$1,135,106,921 |
| IL | 2,413,401 | 2,178,494 | \$10,380,136,336 |
| IN | 1,053,487 | 986,229 | \$4,604,727,338 |
| KS | 353,162 | 340,483 | \$2,056,926,392 |
| KY | 871,625 | 867,563 | \$4,291,201,715 |
| LA | 1,189,880 | 1,151,767 | \$4,341,934,388 |
| MA | 1,448,115 | 1,193,015 | \$8,384,192,285 |
| MD | 849,093 | 745,883 | \$5,335,494,514 |
| ME | 355,291 | 300,876 | \$1,351,725,944 |
| MI | 1,936,390 | 1,906,764 | \$7,871,871,771 |
| MN | 786,340 | 741,193 | \$5,871,429,876 |

Adding First Dimension

The screenshot shows the Cognos PowerPlay Web Explorer interface. The left pane displays a tree view of dimensions, with 'PgmType' expanded to show various program types. The main pane displays a table of 'Uniq Bene Cnt as values' for '2007 ANNUAL'. The table lists states and their corresponding beneficiary counts. A callout bubble points to the 'EPSDT' program type in the tree view, with the text 'Drag and drop EPSDT in front of states to subcategorize into EPSDT Recipients'. Another callout bubble points to the 'PgmType' folder in the tree view, with the text 'Left click on PGM Type'.

| State | Uniq Bene Cnt |
|-------|---------------|
| AK | 120,314 |
| AL | 829,714 |
| AR | 922,904 |
| AZ | 1,020,773 |
| CA | 10,386,032 |
| CO | 616,378 |
| CT | 518,675 |
| DC | 159,984 |
| DE | 172,666 |
| FL | 2,905,180 |
| GA | 1,702,785 |
| HI | 223,687 |
| IA | 443,105 |
| ID | 218,137 |
| IL | 2,178,494 |
| IN | 986,229 |
| KS | 340,483 |
| KY | 867,563 |
| LA | 1,151,767 |
| MA | 1,193,015 |
| MD | 745,883 |
| ME | 300,876 |
| MI | 1,906,764 |
| MN | 741,193 |

EPSDT ENROLLEES

2007 Medicaid Quarterly State Summary - Cognos PowerPlay Web Explorer - Windows Internet Explorer

http://msis.cms.hhs.gov/cognos/cgi-bin/ppds.cgi.exe?BZ=1AAAEbMBIIUIABUwU6VFChhEZMGDcbAtGkzJk0owJk4bsK1HqhJFDP4wcNnl~mUIInbMv5qNombWPymBASpQ

File Edit View Favorites Tools Help

2007 Medicaid Quarterly State Summary - Cognos Po...

Cognos PowerPlay Web Explorer 2007 Medicaid Quarterly State Summary COGNOS

State Period **AGE GROUPS **RACE ETHNICITIES **SEXES **MAS **BOE **DUAL ELIGIBLES **SCHIP EPSDT **PLAN TYPES

| Uniq Bene Cnt as values | | 2007 ANNUAL |
|-------------------------|-------|---------------|
| | | Uniq Bene Cnt |
| AK | EPSDT | 23,123 |
| AL | EPSDT | 233,589 |
| AR | EPSDT | 314,718 |
| AZ | EPSDT | 2,373 |
| CA | EPSDT | 654,250 |
| CO | EPSDT | 166,184 |
| CT | EPSDT | 123 |
| DC | EPSDT | 2,175 |
| DE | EPSDT | 0 |
| FL | EPSDT | 368,138 |
| GA | EPSDT | 243,791 |
| HI | EPSDT | 697 |
| IA | EPSDT | 93,486 |
| ID | EPSDT | 59,296 |
| IL | EPSDT | 694,792 |
| IN | EPSDT | 1,901 |
| KS | EPSDT | 0 |
| KY | EPSDT | 93,637 |
| LA | EPSDT | 565,708 |
| MA | EPSDT | 389,179 |
| MD | EPSDT | 43,659 |
| ME | EPSDT | 59,882 |
| MI | EPSDT | 118,982 |
| MN | EPSDT | 20,958 |

2007 Medicaid Quarterly State Summary

- 2007 Medicaid Quarterly State Summary
 - State
 - Period
 - AgeGrp
 - Race
 - Sex
 - MAS
 - BOE
 - DualElgbl
 - SCHIP
 - PgmType
 - **PROGRAM TYPES
 - NONE SPECIFIED
 - EPSDT
 - FAMILY PLANNING
 - RURAL HEALTH CLINIC
 - FQHCs
 - IHS
 - HCBW-DISABLED/ELDERLY
 - HCBW
 - UNKNOWN
 - PlanType
 - SrvCtgr
 - SrvType
 - CltType
 - Adjustment Ind
 - MEASURES

Internet 100%

start MSN.com - Windows I... Medicaid Program Sta... 2007 Medicaid Quart... Microsoft PowerPoint ... 9:56 PM

EPSDT ENROLLEES subset by DENTAL Service Type

2007 Medicaid Quarterly State Summary - Cognos PowerPlay Web Explorer - Windows Internet Explorer

http://msis.cms.hhs.gov/cognos/cgi-bin/ppdscgi.exe?BZ=1AAAEbMBIIUIABUwU6VfChhEZMGDbAtGkzJk0owJk4bsk1HqhJFDp4wcNnl~mUInbMv5qNombWPymBASpQ

File Edit View Favorites Tools Help

2007 Medicaid Quarterly State Summary - Cognos Po...

Cognos PowerPlay Web Explorer 2007 Medicaid Quarterly State Summary COGNOS

State Period **AGE GROUPS **RACE ETHNICITIES **SEXES **MAS **BOE **DUAL ELIGIBLES **SCHIP EPSDT **PLAN TYPES

| Uniq Bene Cnt as values | | | 2007 ANNUAL |
|-------------------------|-------|--------|---------------|
| | | | Uniq Bene Cnt |
| AK | EPSDT | DENTAL | 0 |
| AL | EPSDT | DENTAL | 0 |
| AR | EPSDT | DENTAL | 182,021 |
| AZ | EPSDT | DENTAL | 2 |
| CA | EPSDT | DENTAL | 0 |
| CO | EPSDT | DENTAL | 0 |
| CT | EPSDT | DENTAL | 0 |
| DC | EPSDT | DENTAL | 0 |
| DE | EPSDT | DENTAL | 0 |
| FL | EPSDT | DENTAL | 0 |
| GA | EPSDT | DENTAL | 0 |
| HI | EPSDT | DENTAL | 0 |
| IA | EPSDT | DENTAL | 0 |
| ID | EPSDT | DENTAL | 0 |
| IL | EPSDT | DENTAL | 0 |
| IN | EPSDT | DENTAL | 18 |
| KS | EPSDT | DENTAL | 0 |
| KY | EPSDT | DENTAL | 0 |
| LA | EPSDT | DENTAL | 216,909 |
| MA | EPSDT | DENTAL | 207,812 |
| MD | EPSDT | DENTAL | 0 |
| ME | EPSDT | DENTAL | 32,071 |
| MI | EPSDT | DENTAL | 0 |
| MN | EPSDT | DENTAL | 0 |

Done

start MSN.com - Windows I... Medicaid Program Sta... 2007 Medicaid Quart... Microsoft PowerPoint ...

Internet

CMS
CENTERS for MEDICARE & MEDICAID SERVICES

Back to Quarterly Default View

Default view when quarterly cube is selected

Left click Uniq Elig Column and drag and drop PRGM Type to right of states column

| MEASURES as values | 2007 ANNUAL | | |
|-----------------------|-----------------|---------------|------------------|
| | Uniq Elgbls Cnt | Uniq Bene Cnt | Tot Mdcd Pd Amt |
| AK | 127,367 | 120,314 | \$937,114,888 |
| AL | 919,304 | 829,714 | \$3,902,245,013 |
| AR | 757,432 | 922,904 | \$3,105,626,607 |
| AZ | 1,455,923 | 1,020,773 | \$3,434,234,750 |
| CA | 10,630,016 | 10,386,032 | \$30,100,156,532 |
| CO | 565,888 | 616,378 | \$2,719,618,579 |
| CT | 530,652 | 518,675 | \$3,975,529,032 |
| DC | 168,716 | 159,984 | \$1,452,654,182 |
| DE | 184,974 | 172,666 | \$1,000,031,526 |
| FL | 2,843,938 | 2,905,180 | \$13,157,994,181 |
| GA | 1,689,905 | 1,702,785 | \$6,393,084,307 |
| HI | 231,135 | 223,687 | \$992,939,553 |
| IA | 479,972 | 443,105 | \$2,413,472,488 |
| ID | 223,518 | 218,137 | \$1,135,106,921 |
| IL | 2,413,401 | 2,178,494 | \$10,380,136,336 |
| IN | 1,053,487 | 986,229 | \$4,604,727,338 |
| KS | 353,162 | 340,483 | \$2,056,926,392 |
| KY | 871,625 | 867,563 | \$4,291,201,715 |
| LA | 1,189,880 | 1,151,767 | \$4,341,934,388 |
| MA | 1,448,115 | 1,193,015 | \$8,384,192,285 |
| MD | 849,093 | 745,883 | \$5,335,494,514 |
| ME | 355,291 | 300,876 | \$1,351,725,944 |
| MI | 1,936,390 | 1,906,764 | \$7,871,871,771 |
| MN | 786,340 | 741,193 | \$5,871,429,876 |

View of Unique Eligibles/Enrollees by Program Type

2007 Medicaid Quarterly State Summary - Cognos PowerPlay Web Explorer - Windows Internet Explorer

http://msis.cms.hhs.gov/cognos/cgi-bin/ppdscgi.exe?BZ=1AAAEBMIIUJABUWU6VfChEzMGDcbAtGkzJk0owJk4bsk1HqhJDP4wctNrl-mUJnbMvSgNombWPymBASpQ

2007 Medicaid Quarterly State Summary - Cognos Po...

Cognos PowerPlay Web Explorer 2007 Medicaid Quarterly State Summary COGNOS

2007 Medicaid Quarterly State Summary

Uniq Elgbls Cnt as values

2007 ANNUAL

Uniq Elgbls Cnt

| | **PROGRAM TYPES | EPSDT | RURAL HEALTH CLINICS | FQHCs | IHS | PgmType |
|-----|-----------------|---------|----------------------|-----------|--------|---------|
| AK | 127,367 | 24,360 | 92 | 6,718 | 19,280 | 0 |
| AL | 919,304 | 233,307 | 51,271 | 67,310 | 0 | 0 |
| AR | 757,432 | 239,127 | 41,477 | 23,347 | 0 | 0 |
| AZ | 1,455,923 | 471,277 | 0 | 0 | 86,183 | 0 |
| CA | 10,630,016 | 650,743 | 372,094 | 1,232,142 | 37,289 | 0 |
| CO | 565,888 | 165,071 | 14,524 | 21,013 | 724 | 0 |
| CT | 530,652 | 125 | 0 | 45,458 | 0 | 0 |
| DC | 168,716 | 2,039 | 0 | 9,947 | 0 | 0 |
| DE | 184,974 | 0 | 0 | 2,943 | 0 | 0 |
| FL | 2,843,938 | 363,938 | 65,553 | 129,650 | 0 | 0 |
| GA | 1,689,905 | 304,760 | 13,928 | 31,537 | 0 | 0 |
| HI | 231,135 | 25,039 | 1 | 15,269 | 0 | 0 |
| IA | 479,972 | 91,920 | 31,780 | 35,563 | 0 | 0 |
| ID | 223,518 | 66,041 | 26,311 | 18,041 | 2,486 | 0 |
| IL | 2,413,401 | 701,861 | 149,834 | 545,057 | 0 | 0 |
| IN | 1,053,487 | 11,109 | 3,810 | 8,543 | 0 | 0 |
| KS | 353,162 | 0 | 37,688 | 9,926 | 324 | 0 |
| KY | 871,625 | 121,235 | 98,212 | 122,693 | 0 | 0 |
| LA | 1,189,880 | 476,136 | 99,638 | 66,773 | 0 | 0 |
| MA | 1,448,115 | 380,881 | 0 | 68,522 | 10 | 0 |
| MD | 849,093 | 43,753 | 0 | 71,785 | 0 | 0 |
| ME | 355,291 | 77,568 | 32,988 | 36,321 | 1,025 | 0 |
| ... | ... | ... | ... | ... | ... | ... |

NONE SPECIFIED

start Medicaid Program Sta... 2007 Medicaid Quart... 12:23 PM

View of Unique Eligibles/Enrollees by Program Type (cont'd)

2007 Medicaid Quarterly State Summary - Cognos PowerPlay Web Explorer - Windows Internet Explorer

http://msis.cms.hhs.gov/cognos/cgi-bin/ppdscgi.exe?BZ=1AAAEbMBIIUABUwU6VfChEzMGDcbAtGkzJk0owJk4bsK1HqhJFDp4wcNnl~mUInbMv5qNombWPymBASpQ

File Edit View Favorites Tools Help

2007 Medicaid Quarterly State Summary - Cognos Po...

Cognos PowerPlay Web Explorer

2007 Medicaid Quarterly State Summary

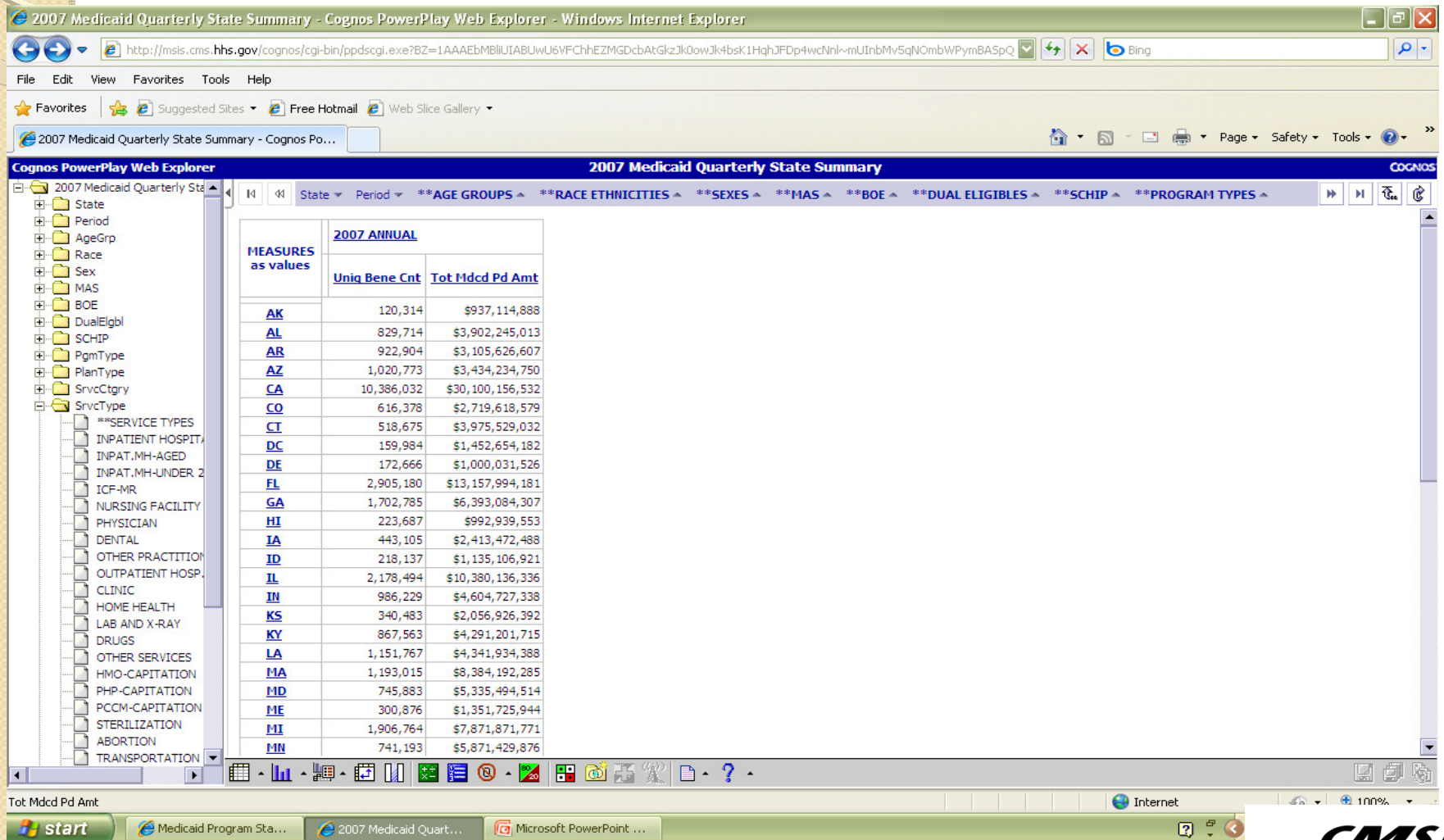
COGNOS

2007 Medicaid Quarterly State Summary

State Period **AGE GROUPS **RACE ETHNICITIES **SEXES **MAS **BOE **DUAL ELIGIBLES **SCHIP PgmType

| State | Period | **AGE GROUPS | **RACE ETHNICITIES | **SEXES | **MAS | **BOE | **DUAL ELIGIBLES | **SCHIP | PgmType |
|-------|--------|--------------|--------------------|---------|---------|--------|------------------|---------|---------|
| MO | | 1,058,017 | 485,157 | 178,787 | 61,313 | 0 | 0 | | |
| MS | | 750,629 | 429,508 | 53,929 | 39,186 | 1,179 | 0 | | |
| MT | | 111,031 | 5,122 | 11,345 | 11,841 | 15,112 | 0 | | |
| NC | | 1,680,209 | 403,908 | 85,162 | 172,176 | 2,206 | 0 | | |
| ND | | 71,058 | 15,734 | 7,874 | 2,452 | 6,279 | 0 | | |
| NE | | 261,001 | 77,260 | 22,922 | 8,805 | 2,855 | 0 | | |
| NH | | 143,938 | 41,828 | 16,850 | 5,096 | 0 | 0 | | |
| NJ | | 1,065,057 | 11,991 | 0 | 92,309 | 0 | 0 | | |
| NM | | 518,866 | 107,237 | 2,070 | 23,942 | 57,522 | 0 | | |
| NV | | 247,290 | 35,574 | 2,251 | 7,421 | 2,573 | 0 | | |
| NY | | 4,955,487 | 724,696 | 0 | 444,471 | 0 | 0 | | |
| OH | | 2,172,360 | 114,876 | 11,194 | 116,304 | 0 | 0 | | |
| OK | | 779,158 | 138,349 | 4,141 | 21,172 | 47,848 | 0 | | |
| OR | | 512,966 | 101,276 | 13,801 | 61,203 | 3,781 | 0 | | |
| PA | | 2,091,903 | 130,558 | 19,689 | 42,937 | 0 | 0 | | |
| RI | | 219,061 | 121,476 | 2 | 25,214 | 0 | 0 | | |
| SC | | 912,448 | 151,872 | 91,036 | 65,536 | 23 | 0 | | |
| SD | | 129,769 | 46,036 | 9,986 | 10,670 | 23,842 | 0 | | |
| TN | | 1,478,032 | 40 | 3,576 | 3 | 28 | 0 | | |
| TX | | 4,171,560 | 1,426,064 | 228,004 | 159,962 | 99 | 0 | | |
| UT | | 291,297 | 164,284 | 3,785 | 4,440 | 0 | 0 | | |
| VA | | 895,548 | 238,719 | 22,948 | 37,006 | 0 | 0 | | |
| VT | | 157,784 | 52,207 | 15,516 | 17,897 | 0 | 0 | | |
| WA | | 1,163,898 | 60,151 | 31,578 | 194,714 | 21,461 | 0 | | |
| WI | | 1,040,471 | 203,535 | 19,529 | 67,286 | 0 | 0 | | |
| WV | | 392,598 | 82 | 23,576 | 44,241 | 0 | 0 | | |
| WY | | 78,262 | 17,155 | 3,770 | 4,019 | 3,745 | 0 | | |

Default View without Enrollees



2007 Medicaid Quarterly State Summary - Cognos PowerPlay Web Explorer - Windows Internet Explorer

http://msis.cms.hhs.gov/cognos/cgi-bin/ppdscgi.exe?BZ=1AAAEbMBIIUIABUwJ6VFChhEZMGDcbAtGkzJk0owJk4bsK1HqJFDp4wcNnl~mUInbMv5qNombWPymBASpQ

2007 Medicaid Quarterly State Summary - Cognos Po...

Cognos PowerPlay Web Explorer

2007 Medicaid Quarterly State Summary

COGNOS

2007 Medicaid Quarterly State Summary

State Period **AGE GROUPS **RACE ETHNICITIES **SEXES **MAS **BOE **DUAL ELIGIBLES **SCHIP **PROGRAM TYPES

| MEASURES as values | 2007 ANNUAL | |
|--------------------|---------------|------------------|
| | Uniq Bene Cnt | Tot Mdcd Pd Amt |
| AK | 120,314 | \$937,114,888 |
| AL | 829,714 | \$3,902,245,013 |
| AR | 922,904 | \$3,105,626,607 |
| AZ | 1,020,773 | \$3,434,234,750 |
| CA | 10,386,032 | \$30,100,156,532 |
| CO | 616,378 | \$2,719,618,579 |
| CT | 518,675 | \$3,975,529,032 |
| DC | 159,984 | \$1,452,654,182 |
| DE | 172,666 | \$1,000,031,526 |
| FL | 2,905,180 | \$13,157,994,181 |
| GA | 1,702,785 | \$6,393,084,307 |
| HI | 223,687 | \$992,939,553 |
| IA | 443,105 | \$2,413,472,488 |
| ID | 218,137 | \$1,135,106,921 |
| IL | 2,178,494 | \$10,380,136,336 |
| IN | 986,229 | \$4,604,727,338 |
| KS | 340,483 | \$2,056,926,392 |
| KY | 867,563 | \$4,291,201,715 |
| LA | 1,151,767 | \$4,341,934,388 |
| MA | 1,193,015 | \$8,384,192,285 |
| MD | 745,883 | \$5,335,494,514 |
| ME | 300,876 | \$1,351,725,944 |
| MI | 1,906,764 | \$7,871,871,771 |
| MN | 741,193 | \$5,871,429,876 |

Tot Mdcd Pd Amt

Internet 100%

start Medicaid Program Sta... 2007 Medicaid Quart... Microsoft PowerPoint ...

Default View without Enrollees cont'd

2007 Medicaid Quarterly State Summary - Cognos PowerPlay Web Explorer - Windows Internet Explorer

http://msis.cms.hhs.gov/cognos/cgi-bin/ppdscgi.exe?BZ=1AAAEbMBliUIABUwU6VFChhEZMGDcbAtGlzJk0owJk4bsK1HqhJFDp4wcNnl-mUIInbMv5qNombWPymBASpQ

File Edit View Favorites Tools Help

2007 Medicaid Quarterly State Summary - Cognos Po...

Cognos PowerPlay Web Explorer 2007 Medicaid Quarterly State Summary COGNOS

2007 Medicaid Quarterly State Summary

| State | Period | **AGE GROUPS | **RACE ETHNICITIES |
|--------------------|-----------|------------------|--------------------|
| MN | 741,193 | \$5,871,429,876 | |
| MO | 1,043,506 | \$4,843,057,764 | |
| MS | 683,100 | \$3,262,782,791 | |
| MT | 111,995 | \$620,142,013 | |
| NC | 1,618,599 | \$8,712,795,739 | |
| ND | 71,464 | \$492,662,931 | |
| NE | 246,653 | \$1,465,656,342 | |
| NH | 126,074 | \$1,041,648,239 | |
| NJ | 1,019,936 | \$7,319,226,519 | |
| NM | 491,758 | \$2,638,678,224 | |
| NV | 253,466 | \$1,079,436,150 | |
| NY | 4,769,657 | \$40,025,565,130 | |
| OH | 2,061,230 | \$12,118,575,325 | |
| OK | 746,202 | \$3,120,689,590 | |
| OR | 476,196 | \$2,207,781,118 | |
| PA | 2,181,821 | \$12,093,957,411 | |
| RI | 208,429 | \$1,632,060,521 | |
| SC | 848,527 | \$4,049,359,345 | |
| SD | 132,986 | \$626,351,043 | |
| TN | 1,444,519 | \$5,918,971,327 | |
| TX | 3,859,693 | \$14,592,726,768 | |
| UT | 242,650 | \$1,394,751,836 | |
| VA | 814,790 | \$4,459,078,385 | |
| VT | 157,240 | \$812,244,553 | |
| WA | 1,152,686 | \$5,363,053,485 | |
| WI | 966,685 | \$4,441,146,008 | |
| WV | 368,906 | \$2,255,535,761 | |
| WY | 69,381 | \$449,046,017 | |

Turns the dimension line wrapping on.

start Medicaid Program Sta... 2007 Medicaid Quart... Microsoft PowerPoint ...

Internet 100% 12:30 PM

Default View without Enrollees(2)

2007 Medicaid Quarterly State Summary - Cognos PowerPlay Web Explorer - Windows Internet Explorer

http://msis.cms.hhs.gov/cognos/cgi-bin/ppdscgi.exe?BZ=1AAAEbMBIIUIABUwU6VfChhEZMGDcbAtGkzJk0owJk4bsK1HqhJFDp4wcNnl~mUInbMv5qNombWPymBASpQ

2007 Medicaid Quarterly State Summary - Cognos Po...

Cognos PowerPlay Web Explorer 2007 Medicaid Quarterly State Summary

State Period **AGE GROUPS **RACE ETHNICITIES **SEXES **HAS **BOE **DUAL ELIGIBLES **SCHIP **PROGRAM TYPES

| MEASURES as values | 2007 ANNUAL | |
|--------------------|---------------|------------------|
| | Uniq Bene Cnt | Tot Mdcd Pd Amt |
| AK | 120,314 | \$937,114,888 |
| AL | 829,714 | \$3,902,245,013 |
| AR | 922,904 | \$3,105,626,607 |
| AZ | 1,020,773 | \$3,434,234,750 |
| CA | 10,386,032 | \$30,100,156,532 |
| CO | 616,378 | \$2,719,618,579 |
| CT | 518,675 | \$3,975,529,032 |
| DC | 159,984 | \$1,452,654,182 |
| DE | 172,666 | \$1,000,031,526 |
| FL | 2,905,180 | \$13,157,994,181 |
| GA | 1,702,785 | \$6,393,084,307 |
| HI | 223,687 | \$992,939,553 |
| IA | 443,105 | \$2,413,472,488 |
| ID | 218,137 | \$1,135,106,921 |
| IL | 2,178,494 | \$10,380,136,336 |
| IN | 986,229 | \$4,604,727,338 |
| KS | 340,483 | \$2,056,926,392 |
| KY | 867,563 | \$4,291,201,715 |
| LA | 1,151,767 | \$4,341,934,388 |
| MA | 1,193,015 | \$8,384,192,285 |
| MD | 745,883 | \$5,335,494,514 |
| ME | 300,876 | \$1,351,725,944 |
| MI | 1,906,764 | \$7,871,871,771 |
| MN | 741,193 | \$5,871,429,876 |

Drag and drop DENTAL Srvc Type underneath Columns

Tot Mdcd Pd Amt

Recipients and Medicaid \$ spent on Dental ServiceType

2007 Medicaid Quarterly State Summary - Cognos PowerPlay Web Explorer - Windows Internet Explorer

http://msis.cms.hhs.gov/cognos/cgi-bin/ppds.cgi.exe?BZ=1AAAEbMBIIUIABUwU6VFChhEZMGDcbAtGlzJK0owJk4bsK1HqhJFdp4wcNrl-mUIInbMv5qNombWPymBASpQ

2007 Medicaid Quarterly State Summary - Cognos Po...

Cognos PowerPlay Web Explorer 2007 Medicaid Quarterly State Summary COGNOS

State Period **AGE GROUPS **RACE ETHNICITIES **SEXES **MAS **BOE **DUAL ELIGIBLES **SCHIP **PROGRAM TYPES

| MEASURES as values | 2007 ANNUAL | |
|--------------------|---------------|-----------------|
| | Uniq Bene Cnt | Tot Mdcd Pd Amt |
| | DENTAL | DENTAL |
| AK | 42,371 | \$22,106,033 |
| AL | 179,060 | \$54,713,233 |
| AR | 272,473 | \$65,345,866 |
| AZ | 150 | \$138,216 |
| CA | 78,805 | \$17,490,362 |
| CO | 124,251 | \$50,203,217 |
| CT | 38,713 | \$8,115,024 |
| DC | 5,319 | \$2,141,177 |
| DE | 27,727 | \$18,868,200 |
| FL | 317,538 | \$92,348,044 |
| GA | 221,166 | \$43,829,586 |
| HI | 62,227 | \$19,777,929 |
| IA | 143,775 | \$41,375,154 |
| ID | 76,534 | \$28,195,433 |
| IL | 631,260 | \$137,203,269 |
| IN | 355,421 | \$140,360,366 |
| KS | 80,628 | \$27,522,262 |
| KY | 202,925 | \$72,982,414 |
| LA | 239,537 | \$66,077,059 |
| MA | 419,325 | \$197,372,111 |
| MD | 2,315 | \$460,400 |
| ME | 56,047 | \$17,472,638 |
| *** | *** | *** |

start Medicaid Program Sta... 2007 Medicaid Quart... Microsoft PowerPoint ... Internet 100% 12:32 PM

Recipients and Medicaid \$ spent on Dental ServiceType (cont'd)

2007 Medicaid Quarterly State Summary - Cognos PowerPlay Web Explorer - Windows Internet Explorer

http://msis.cms.hhs.gov/cognos/cgi-bin/ppds.cgi.exe?BZ=1AAAEbMBIIUABUwU6VFCheEZMGDcbAtGkzJk0owJk4bsK1HqhJFDp4wcNnl~mUIInbMv5qNOmbWPymBASpQ

2007 Medicaid Quarterly State Summary - Cognos Po...

Cognos PowerPlay Web Explorer 2007 Medicaid Quarterly State Summary COGNOS

State Period **AGE GROUPS **RACE ETHNICITIES **SEXES **MAS **BOE **DUAL ELIGIBLES **SCHIP **PROGRAM TYPES

| State | Recipients | Medicaid \$ spent |
|-------|------------|-------------------|
| ME | 56,047 | \$17,472,638 |
| MI | 402,080 | \$79,283,140 |
| MINN | 84,207 | \$28,359,765 |
| MO | 62,735 | \$14,639,228 |
| MS | 154,265 | \$40,827,526 |
| MT | 20,645 | \$8,050,817 |
| NC | 545,510 | \$246,807,441 |
| ND | 17,693 | \$5,811,960 |
| NE | 104,033 | \$33,538,067 |
| NH | 42,515 | \$20,104,788 |
| NJ | 67,800 | \$20,785,818 |
| NM | 30,936 | \$13,295,466 |
| NV | 26,546 | \$13,044,691 |
| NY | 877,174 | \$420,694,894 |
| OH | 246,490 | \$55,735,482 |
| OK | 218,272 | \$117,972,309 |
| OR | 2,343 | \$433,526 |
| PA | 167,184 | \$46,647,036 |
| RI | 50,568 | \$13,363,232 |
| SC | 262,705 | \$92,829,345 |
| SD | 135 | \$44,892 |
| TN | 293,144 | \$137,066,027 |
| TX | 1,327,236 | \$420,711,887 |
| UT | 76,219 | \$20,745,106 |
| VA | 156,768 | \$65,455,174 |
| VT | 46,429 | \$13,378,555 |
| WA | 403,338 | \$110,898,621 |
| WI | 152,459 | \$32,620,888 |
| WV | 95,467 | \$37,190,330 |

***SERVICE TYPES

- INPATIENT HOSPITAL
- INPAT.MH-AGED
- INPAT.MH-UNDER 2
- ICF-MR
- NURSING FACILITY
- PHYSICIAN
- DENTAL
- OTHER PRACTITIONER
- OUTPATIENT HOSPITAL
- CLINIC
- HOME HEALTH
- LAB AND X-RAY
- DRUGS
- OTHER SERVICES
- HMO-CAPITATION
- PHP-CAPITATION
- PCCM-CAPITATION
- STERILIZATION
- ABORTION
- TRANSPORTATION

NH

start Medicaid Program Sta... 2007 Medicaid Quart... Microsoft PowerPoint ...

Recipients and Medicaid \$ spent on Dental ServiceType (2)

2007 Medicaid Quarterly State Summary - Cognos PowerPlay Web Explorer - Windows Internet Explorer

http://msis.cms.hhs.gov/cognos/cgi-bin/ppdscgi.exe?BZ=1AAAEbMBIIUIABUwU6VFChhEZMGDbAtGkzJk0owJk4bsK1HqJFDp4wcNnl-mUIInbMv5qNombWPymBASpQ

File Edit View Favorites Tools Help

2007 Medicaid Quarterly State Summary - Cognos Po...

Cognos PowerPlay Web Explorer 2007 Medicaid Quarterly State Summary COGNOS

2007 Medicaid Quarterly State Summary

State Period **AGE GROUPS **RACE ETHNICITIES **SEXES **MAS **BOE **DUAL ELIGIBLES **SCHIP **PROGRAM TYPES

| MEASURES as values | 2007 ANNUAL | |
|--------------------|---------------|-----------------|
| | Uniq Bene Cnt | Tot Mdcd Pd Amt |
| | DENTAL | DENTAL |
| AK | 42,371 | \$22,106,033 |
| AL | 179,060 | \$54,713,233 |
| AR | 272,473 | \$65,345,866 |
| AZ | 150 | \$138,216 |
| CA | 78,805 | \$17,490,362 |
| CO | 124,251 | \$50,203,217 |
| CT | 38,713 | \$8,115,024 |
| DC | 5,319 | \$2,141,177 |
| DE | 27,727 | \$18,868,200 |
| FL | 317,538 | \$92,348,044 |
| GA | 221,166 | \$43,829,586 |
| HI | 62,227 | \$19,777,929 |
| IA | 143,775 | \$41,375,154 |
| ID | 76,534 | \$28,195,433 |
| IL | 631,260 | \$137,203,269 |
| IN | 355,421 | \$140,360,366 |
| KS | 80,628 | \$27,522,262 |
| KY | 202,925 | \$72,982,414 |
| LA | 239,537 | \$66,077,059 |
| MA | 419,325 | \$197,372,111 |
| MD | 2,315 | \$460,400 |
| ME | 56,047 | \$17,472,638 |
| *** | | |

To add a calculation, right click on TOT AMT PAID col and select INSERT CALCULATION

start Medicaid Program Sta... 2007 Medicaid Quart... Microsoft PowerPoint ...

Internet 100% 12:32 PM

Recipients and Medicaid \$ spent on Dental ServiceType (2)

2007 Medicaid Quarterly State Summary - Cognos PowerPlay Web Explorer - Windows Internet Explorer

http://msis.cms.hhs.gov/cognos/cgi-bin/ppdscgi.exe?BZ=1AAAEbMBliUIABUwU6VfChEzMGDcbAtGkzJk0owJk4bsK1HqhJFDp4wcNnl~mUJnbMv5qNombWPymBASpQ

File Edit View Favorites Tools Help

2007 Medicaid Quarterly State Summary - Cognos Po...

Cognos PowerPlay Web Explorer 2007 Medicaid Quarterly State Summary

State Period **AGE GROUPS **RACE ETHNICITIES **SEXES **MAS **BOE **DUAL ELIGIBLES **SCHIP **PROGRAM TYPES

| MEASURES as values | 2007 ANNUAL | |
|--------------------|---------------|-----------------|
| | Uniq Bene Cnt | Tot Mdcd Pd Amt |
| | DENTAL | DENTAL |
| AK | 42,371 | \$22,106,0 |
| AL | 179,060 | \$54,713,2 |
| AR | 272,473 | \$65,345,8 |
| AZ | 150 | \$138,216 |
| CA | 78,805 | \$17,490,362 |
| CO | 124,251 | \$50,203,217 |
| CT | 38,713 | \$8,115,024 |
| DC | 5,319 | \$2,141,177 |
| DE | 27,727 | \$18,868,200 |
| FL | 317,538 | \$92,348,044 |
| GA | 221,166 | \$43,829,586 |
| HI | 62,227 | \$19,777,929 |
| IA | 143,775 | \$41,375,154 |
| ID | 76,534 | \$28,195,433 |
| IL | 631,260 | \$137,203,269 |
| IN | 355,421 | \$140,360,366 |
| KS | 80,628 | \$27,522,262 |
| KY | 202,925 | \$72,982,414 |
| LA | 239,537 | \$66,077,059 |
| MA | 419,325 | \$197,372,111 |
| MD | 2,315 | \$460,400 |
| ME | 56,047 | \$17,472,638 |
| ... | ... | ... |

2007 Medicaid Quarterly State Summary - Cognos Po...

Windows Live Hotmail... Medicaid Program Sta... 2007 Medicaid Quart... Microsoft PowerPoint ...

Recipients and Medicaid \$ spent on Dental ServiceType (2)

2007 Medicaid Quarterly State Summary - Cognos PowerPlay Web Explorer - Windows Internet Explorer

http://msis.cms.hhs.gov/cognos/cgi-bin/ppdscgi.exe?BZ=1AAAEbMBIIUABUwU6VfChhEZMGDCbAtGkzJk0owJk4bsk1HqhJFDp4wcNnl~mUIInbMv5qNombWPymBA5pQ

File Edit View Favorites Tools Help

2007 Medicaid Quarterly State Summary - Cognos Po...

Cognos PowerPlay Web Explorer 2007 Medicaid Quarterly State Summary COGNOS

2007 Medicaid Quarterly Sta

- State
- Period
- AgeGrp
- Race
- Sex
- MAS
- BOE
- DualElgbl
- SCHIP
- PgmType
- PlanType
- SrvCtgr
- SrvCtgr
 - **SERVICE TYPES
 - INPATIENT HOSPIT
 - INPAT.MH-AGED
 - INPAT.MH-UNDER 2
 - ICF-MR
 - NURSING FACILITY
 - PHYSICIAN
 - DENTAL
 - OTHER PRACTITION
 - OUTPATIENT HOSP.
 - CLINIC
 - HOME HEALTH
 - LAB AND X-RAY
 - DRUGS
 - OTHER SERVICES
 - HMO-CAPITATION
 - PHP-CAPITATION
 - PCCM-CAPITATION
 - STERILIZATION
 - ABORTION
 - TRANSPORTATION

State Period **AGE GROUPS **RACE ETHNICITIES **SEXES **MAS **BOE **DUAL ELIGIBLES **SCHIP **PROGRAM TYPES

| MEASURES as values | 2007 ANNUAL | |
|--------------------|---------------|-----------------|
| | Uniq Bene Cnt | Tot Mdcd Pd Amt |
| | DENTAL | DENTAL |
| AK | 42,371 | \$22,106,033 |
| AL | 179,060 | \$54,713,233 |
| AR | 272,473 | \$65,345,866 |
| AZ | 150 | \$138,216 |
| CA | 78,805 | \$17,490,362 |
| CO | 124,251 | \$50,203,217 |
| CT | 38,713 | \$8,115,024 |
| DC | 5,319 | \$2,141,177 |
| DE | 27,727 | \$18,868,200 |
| FL | 317,538 | \$92,348,044 |

Calculations

Operation:

Calculation name:

Category: Tot Mdcd Pd Amt Uniq Bene Cnt

Number:

Divided by:

Category: Uniq Bene Cnt Tot Mdcd Pd Amt

Number:

OK Cancel

Tot Mdcd Pd Amt

start Windows Live Hotmail... Medicaid Program Sta... 2007 Medicaid Quart... Microsoft PowerPoint ...

Recipients and Medicaid \$ spent on Dental ServiceType (2)

2007 Medicaid Quarterly State Summary - Cognos PowerPlay Web Explorer - Windows Internet Explorer

http://msis.cms.hhs.gov/cognos/cgi-bin/ppdscgi.exe?BZ=1AAAEbMBIIUIABUwU6VFChhEZMGDbAtGkzJk0owJk4bsK1HqhJFDp4wcNln~mUIInbMv5qNombWPymBASpQ

2007 Medicaid Quarterly State Summary - Cognos Po...

Cognos PowerPlay Web Explorer 2007 Medicaid Quarterly State Summary COGNOS

2007 Medicaid Quarterly State Summary

MEASURES as values

| State | Uniq Bene Cnt | Tot Mdcd Pd Amt | <i>Avg Medicaid Amt</i> |
|-------|---------------|-----------------|-------------------------|
| AK | 42,371 | \$22,106,033 | <i>\$521.726</i> |
| AL | 179,060 | \$54,713,233 | <i>\$305.558</i> |
| AR | 272,473 | \$65,345,866 | <i>\$239.825</i> |
| AZ | 150 | \$138,216 | <i>\$921.440</i> |
| CA | 78,805 | \$17,490,362 | <i>\$221.945</i> |
| CO | 124,251 | \$50,203,217 | <i>\$404.047</i> |
| CT | 38,713 | \$8,115,024 | <i>\$209.620</i> |
| DC | 5,319 | \$2,141,177 | <i>\$402.553</i> |
| DE | 27,727 | \$18,868,200 | <i>\$680.499</i> |
| FL | 317,538 | \$92,348,044 | <i>\$290.825</i> |
| GA | 221,166 | \$43,829,586 | <i>\$198.175</i> |
| HI | 62,227 | \$19,777,929 | <i>\$317.835</i> |
| IA | 143,775 | \$41,375,154 | <i>\$287.777</i> |
| ID | 76,534 | \$28,195,433 | <i>\$368.404</i> |
| IL | 631,260 | \$137,203,269 | <i>\$217.348</i> |
| IN | 355,421 | \$140,360,366 | <i>\$394.913</i> |
| KS | 80,628 | \$27,522,262 | <i>\$341.349</i> |
| KY | 202,925 | \$72,982,414 | <i>\$359.652</i> |
| LA | 239,537 | \$66,077,059 | <i>\$275.853</i> |
| MA | 419,325 | \$197,372,111 | <i>\$470.690</i> |
| MD | 2,315 | \$460,400 | <i>\$198.877</i> |
| ME | 56,047 | \$17,472,638 | <i>\$311.750</i> |
| MI | 402,080 | \$79,283,140 | <i>\$197.183</i> |

Calculated column shall appear in italics

start Medicaid Program Sta... 2007 Medicaid Quart... Microsoft PowerPoint ... Internet

CMS/ CENTERS for MEDICARE & MEDICAID SERVICES

Recipients and Medicaid \$ spent on Dental ServiceType (2) cont'd

2007 Medicaid Quarterly State Summary - Cognos PowerPlay Web Explorer - Windows Internet Explorer

http://msis.cms.hhs.gov/cognos/cgi-bin/ppdscgi.exe?BZ=1AAAEbMBIIUIABUwU6VfChhEZMGDcbAtGkzJk0owJk4bsk1HqhJFDp4wcnl-mUIInbMv5qNombWPymBASpQ

File Edit View Favorites Tools Help

2007 Medicaid Quarterly State Summary - Cognos Po...

Cognos PowerPlay Web Explorer 2007 Medicaid Quarterly State Summary COGNOS

2007 Medicaid Quarterly Sta | K | < | State | Period | **AGE GROUPS | **RACE ETHNICITIES | **SEXES | **MAS | **BOE | **DUAL ELIGIBLES | SCHIP | **PROGRAM TYPES | > | >>

MEASURES as values

2007 ANNUAL

DENTAL

| | | Uniq Bene Cnt | Tot Mdcd Pd Amt | Avg Medicaid Amt |
|----|--------------------------|---------------|-----------------|------------------|
| AK | NON-SCHIP | 36,038 | \$19,217,998 | \$533,370 |
| | SCHIP-MEDICAID EXPANSION | 5,577 | \$2,724,220 | \$488,474 |
| | SCHIP | 0 | \$0 | /0 |
| AL | NON-SCHIP | 178,500 | \$54,590,850 | \$305,831 |
| | SCHIP-MEDICAID EXPANSION | 0 | \$0 | /0 |
| | SCHIP | 0 | \$0 | /0 |
| AR | NON-SCHIP | 127,102 | \$42,978,588 | \$338,142 |
| | SCHIP-MEDICAID EXPANSION | 29,564 | \$10,006,568 | \$338,471 |
| | SCHIP | 0 | \$0 | /0 |
| AZ | NON-SCHIP | 149 | \$138,145 | \$927,148 |
| | SCHIP-MEDICAID EXPANSION | 0 | \$0 | /0 |
| | SCHIP | 0 | \$0 | /0 |
| CA | NON-SCHIP | 44,630 | \$9,463,674 | \$212,047 |
| | SCHIP-MEDICAID EXPANSION | 33,678 | \$7,963,663 | \$236,465 |
| | SCHIP | 0 | \$0 | /0 |
| CO | NON-SCHIP | 123,493 | \$50,064,493 | \$405,403 |
| | SCHIP-MEDICAID EXPANSION | 0 | \$0 | /0 |
| | SCHIP | 0 | \$0 | /0 |
| CT | NON-SCHIP | 38,489 | \$8,106,324 | \$210,614 |
| | SCHIP-MEDICAID EXPANSION | 0 | \$0 | /0 |
| | SCHIP | 0 | \$0 | /0 |
| DC | NON-SCHIP | 4,898 | \$1,987,671 | \$405,813 |
| | SCHIP-MEDICAID EXPANSION | 0 | \$0 | /0 |
| | SCHIP | 0 | \$0 | /0 |

Drag and drop (S)CHIP Folder next to States ,Right Click Dimension and Select Hide/Show

SCHIP-MEDICAID EXPANSION

start Medicaid Program Sta... 2007 Medicaid Quart... Microsoft PowerPoint ...

Internet 100%

Recipients and Medicaid \$ spent on Dental ServiceType (2) + CHIP

2007 Medicaid Quarterly State Summary - Cognos PowerPlay Web Explorer - Windows Internet Explorer

http://msis.cms.hhs.gov/cognos/cgi-bin/ppdscgi.exe?BZ=1AAAEbMBIIUIABUwU6VFChhEZMGDcbAtGkzJk0owJk4bsK1HqhJFDp4wcNnl~mUInbMv5qNombWPymBASpQ

2007 Medicaid Quarterly State Summary - Cognos Po...

Cognos PowerPlay Web Explorer 2007 Medicaid Quarterly State Summary COGNOS

2007 Medicaid Quarterly State Summary

MEASURES as values

| | | 2007 ANNUAL | | |
|----|--------------------------|---------------|-----------------|-------------------------------|
| | | Uniq Bene Cnt | Tot Mdcd Pd Amt | Tot Mdcd Pd Amt/Uniq Bene Cnt |
| | | DENTAL | DENTAL | DENTAL |
| AK | **SCHIP | 42,371 | \$22,106,033 | 521.726 |
| | NON-SCHIP | 36,038 | \$19,217,998 | 533.270 |
| | SCHIP-MEDICAID EXPANSION | 5,577 | \$2,724,220 | 488.474 |
| | SCHIP-NON MEDICAID | 0 | \$0 | /0 |
| | SCHIP-UNKNOWN | 756 | \$163,815 | 216.687 |
| | SCHIP | 0 | \$0 | /0 |
| AL | **SCHIP | 179,060 | \$54,713,233 | 305.558 |
| | NON-SCHIP | 178,500 | \$54,590,850 | 305.831 |
| | SCHIP-MEDICAID EXPANSION | 0 | \$0 | /0 |

Hide/Show

Visible Categories:

- **SCHIP
- NON-SCHIP
- SCHIP-MEDICAID EXPANSION
- SCHIP-NON MEDICAID
- SCHIP-UNKNOWN

Hidden Categories:

Select All Clear All

Select All Clear All

Show Summaries

OK Cancel

DENTAL

Internet 100% 3:47 PM

start Windows Live Hotmail... Medicaid Program Sta... 2007 Medicaid Quart... Microsoft PowerPoint ...

Recipients and Medicaid \$ spent on Dental ServiceType (2) + CHIP

2007 Medicaid Quarterly State Summary - Cognos PowerPlay Web Explorer - Windows Internet Explorer

http://msis.cms.hhs.gov/cognos/cgi-bin/ppdsqgi.exe?BZ=1AAAEbMBIIUIABUwU6VFChEZMGDCbAtGkzJk0owJk4bsk1HqhJFDp4wcNnl~mUInbMv5qNombWpymBASpQ

2007 Medicaid Quarterly State Summary - Cognos Po...


Cognos PowerPlay Web Explorer **2007 Medicaid Quarterly State Summary** **COGNOS**

State Period **AGE GROUPS **RACE ETHNICITIES **SEXES **MAS **BOE **DUAL ELIGIBLES SCHIP **PROGRAM TYPES

| State | Service Type | Recipients | Medicaid \$ | CHIP \$ |
|-------|--------------------------|------------|---------------|-----------|
| DC | SCHIP | 0 | \$0 | /0 |
| DC | NON-SCHIP | 4,898 | \$1,987,671 | \$405,813 |
| DC | SCHIP-MEDICAID EXPANSION | 89 | \$31,574 | \$354,764 |
| DE | SCHIP | 0 | \$0 | /0 |
| DE | NON-SCHIP | 27,662 | \$18,843,073 | \$681,190 |
| DE | SCHIP-MEDICAID EXPANSION | 0 | \$0 | /0 |
| FL | SCHIP | 0 | \$0 | /0 |
| FL | NON-SCHIP | 312,341 | \$91,252,188 | \$292,156 |
| FL | SCHIP-MEDICAID EXPANSION | 7 | \$788 | \$112,571 |
| GA | SCHIP | 0 | \$0 | /0 |
| GA | NON-SCHIP | 194,361 | \$43,682,713 | \$224,750 |
| GA | SCHIP-MEDICAID EXPANSION | 0 | \$0 | /0 |
| HI | SCHIP | 0 | \$0 | /0 |
| HI | NON-SCHIP | 53,102 | \$17,112,889 | \$322,264 |
| HI | SCHIP-MEDICAID EXPANSION | 8,886 | \$2,617,082 | \$294,517 |
| IA | SCHIP | 0 | \$0 | /0 |
| IA | NON-SCHIP | 138,358 | \$40,436,623 | \$292,261 |
| IA | SCHIP-MEDICAID EXPANSION | 3,729 | \$807,977 | \$216,674 |
| ID | SCHIP | 0 | \$0 | /0 |
| ID | NON-SCHIP | 67,151 | \$24,928,763 | \$371,234 |
| ID | SCHIP-MEDICAID EXPANSION | 8,946 | \$3,159,121 | \$353,132 |
| IL | SCHIP | 0 | \$0 | /0 |
| IL | NON-SCHIP | 580,687 | \$117,403,535 | \$202,180 |
| IL | SCHIP-MEDICAID EXPANSION | 46,512 | \$10,134,759 | \$217,896 |
| IN | SCHIP | 0 | \$0 | /0 |
| IN | NON-SCHIP | 320,301 | \$128,114,756 | \$399,982 |
| IN | SCHIP-MEDICAID EXPANSION | 33,444 | \$11,960,989 | \$357,642 |
| KS | SCHIP | 0 | \$0 | /0 |
| KS | NON-SCHIP | 80,049 | \$27,421,703 | \$342,561 |

SCHIP-MEDICAID EXPANSION

start Medicaid Program Sta... 2007 Medicaid Quart... Microsoft PowerPoint ... Internet



Recipients and Medicaid \$ spent on Dental ServiceType (2) + CHIP

2007 Medicaid Quarterly State Summary - Cognos PowerPlay Web Explorer - Windows Internet Explorer

http://msis.cms.hhs.gov/cognos/cgi-bin/ppdscgi.exe?BZ=1AAAEbMBIIUJABUWU6VFChEZMGDcbAtGkzJk0owJk4bsK1HqhJFDp4wcNnl~mUInbMv5qNombWPymBASpQ

2007 Medicaid Quarterly State Summary - Cognos Po...

Cognos PowerPlay Web Explorer 2007 Medicaid Quarterly State Summary COGNOS

State Period **AGE GROUPS **RACE ETHNICITIES **SEXES **MAS **BOE **DUAL ELIGIBLES SCHIP **PROGRAM TYPES

| MEASURES as values | | 2007 ANNUAL | | |
|-----------------------|--------------------------|---------------|-----------------|------------------|
| | | DENTAL | | |
| | | Uniq Bene Cnt | Tot Mdcd Pd Amt | Avg Medicaid Amt |
| ... | | ... | ... | ... |
| KY | NON-SCHIP | 176,734 | \$61,623,831 | \$348.681 |
| | SCHIP-MEDICAID EXPANSION | 16,452 | \$6,968,402 | \$423.560 |
| | SCHIP | 0 | \$0 | /0 |
| LA | NON-SCHIP | 184,175 | \$52,170,080 | \$283.264 |
| | SCHIP-MEDICAID EXPANSION | 50,369 | \$12,763,075 | \$253.391 |
| | SCHIP | 0 | \$0 | /0 |
| MA | NON-SCHIP | 384,497 | \$180,127,559 | \$468.476 |
| | SCHIP-MEDICAID EXPANSION | 33,463 | \$16,793,499 | \$501.853 |
| | SCHIP | 0 | \$0 | /0 |
| MD | NON-SCHIP | 1,929 | \$366,405 | \$189.946 |
| | SCHIP-MEDICAID EXPANSION | 251 | \$55,684 | \$221.849 |
| | SCHIP | 0 | \$0 | /0 |
| ME | NON-SCHIP | 53,599 | \$16,912,215 | \$315.532 |
| | SCHIP-MEDICAID EXPANSION | 2,028 | \$490,192 | \$241.712 |
| | SCHIP | 0 | \$0 | /0 |
| MI | NON-SCHIP | 397,941 | \$71,761,264 | \$180.331 |
| | SCHIP-MEDICAID EXPANSION | 906 | \$162,544 | \$179.408 |
| | SCHIP | 0 | \$0 | /0 |
| MN | NON-SCHIP | 83,610 | \$28,246,358 | \$337.835 |
| | SCHIP-MEDICAID EXPANSION | 1 | \$51 | \$51.000 |
| | SCHIP | 0 | \$0 | /0 |

SCHIP-MEDICAID EXPANSION

start Medicaid Program Sta... 2007 Medicaid Quart... Microsoft PowerPoint ...

Using downstream MAX data: Comparison of MC and FFS Dental Care (2006)

MAX 2006

| State | % Dental MC Enrollees * | Total FFS Enrollees** | # FFS Dental Users** | % FFS Dental Users** | Aver Amt Paid per User** |
|----------------|-------------------------|-----------------------|----------------------|----------------------|--------------------------|
| Alabama | 0.0 | 725,876 | 173,773 | 23.9 | \$303 |
| Alaska | . | 130,515 | 40,811 | 31.3 | \$523 |
| Arizona | 0.0 | 159,738 | 83 | 0.1 | \$860 |
| Arkansas | 0.0 | 642,741 | 127,795 | 19.9 | \$265 |
| California | 97.9 | 2,977,290 | 7,953 | 0.3 | \$238 |
| Colorado | 0.0 | 394,661 | 81,417 | 20.6 | \$390 |
| Connecticut | 0.0 | 136,490 | 34,345 | 25.2 | \$219 |
| Delaware | 0.0 | 31,978 | 2,518 | 7.9 | \$672 |
| DC | 0.0 | 50,251 | 2,180 | 4.3 | \$386 |
| Florida | 13.2 | 1,614,543 | 180,998 | 11.2 | \$282 |
| Georgia | 0.0 | 673,518 | 106,983 | 15.9 | \$360 |
| Hawaii | 0.0 | 46,970 | 4,956 | 10.6 | \$260 |
| Idaho | 0.0 | 218,495 | 76,367 | 35.0 | \$372 |
| Illinois | 0.0 | 2,133,168 | 553,122 | 25.9 | \$212 |
| Indiana | 0.0 | 255,025 | 68,057 | 26.7 | \$371 |
| Iowa | 0.0 | 428,730 | 129,074 | 30.1 | \$317 |
| Kansas | 0.0 | 224,571 | 45,592 | 20.3 | \$343 |
| Kentucky | 0.0 | 638,701 | 185,418 | 29.0 | \$329 |
| Louisiana | 0.0 | 1,141,498 | 227,264 | 19.9 | \$244 |
| Maine | 0.0 | 216,681 | 0 | 0.0 | |
| Maryland | 0.0 | 115,132 | 502 | 0.4 | \$196 |
| Massachusetts | 0.0 | 752,269 | 191,608 | 25.5 | \$400 |
| Michigan | 14.3 | 564,172 | 86,400 | 15.3 | \$185 |
| Minnesota | 0.0 | 217,364 | 56,747 | 26.1 | \$363 |
| Mississippi | 0.0 | 664,646 | 149,313 | 22.5 | \$268 |
| Missouri | 0.0 | 587,660 | 57,432 | 9.8 | \$236 |
| Montana | 0.0 | 111,075 | 21,711 | 19.5 | \$393 |
| Nebraska | 0.0 | 216,674 | 84,955 | 39.2 | \$314 |
| Nevada | 0.0 | 97,742 | 18,497 | 18.9 | \$550 |
| New Hampshire | . | 137,691 | 41,502 | 30.1 | \$370 |
| New Jersey | 0.0 | 286,684 | 61,739 | 21.5 | \$320 |
| New Mexico | 0.0 | 123,875 | 20,778 | 16.8 | \$495 |
| New York | 0.0 | 1,642,959 | 383,780 | 23.4 | \$530 |
| North Carolina | 0.0 | 1,580,793 | 489,555 | 31.0 | \$466 |
| North Dakota | 0.0 | 70,452 | 18,465 | 26.2 | \$341 |
| Ohio | 0.0 | 900,725 | 246,773 | 27.4 | \$260 |
| Oklahoma | 0.0 | 714,840 | 201,496 | 28.2 | \$512 |
| Oregon | 96.0 | 115,825 | 1,465 | 1.3 | \$219 |
| Pennsylvania | 0.0 | 729,361 | 143,594 | 19.7 | \$281 |
| Rhode Island | 0.0 | 63,063 | 14,845 | 23.5 | \$256 |
| South Carolina | 0.0 | 714,278 | 207,270 | 29.0 | \$347 |
| South Dakota | 100.0 | 124,573 | 111 | 0.1 | \$398 |
| Tennessee | 0.0 | 1,422,289 | 288,766 | 20.3 | \$488 |
| Texas | 0.0 | 2,150,314 | 532,021 | 24.7 | \$288 |
| Utah | 0.0 | 292,780 | 86,017 | 29.4 | \$291 |
| Vermont | 0.0 | 148,268 | 46,971 | 31.7 | \$279 |
| Virginia | 0.0 | 314,751 | 43,530 | 13.8 | \$413 |
| Washington | 0.0 | 375,022 | 99,532 | 26.5 | \$276 |
| West Virginia | 0.0 | 172,090 | 30,565 | 17.8 | \$323 |
| Wisconsin | 0.0 | 357,714 | 81,720 | 22.8 | \$213 |
| Wyoming | . | 76,554 | 20,093 | 26.2 | \$446 |

* Excludes people with claims but no eligibility and S-CHIP only and enrollees with restricted benefits

** Excludes people with claims but no eligibility.

DMAX/MAX2006/MAX2006Dental

Fee for Service Analysis

2007 Medicaid Quarterly State Summary - Cognos PowerPlay Web Explorer - Windows Internet Explorer

http://msis.cms.hhs.gov/cognos/cgi-bin/ppdscgi.exe?B2=1AAAEbMBllUABUwU6VFCHEZMGDbAtGkzJk0owJk4bsK1HqhJFDp4wcNnl~mUInbMv5qNombWPymBASpQ

2007 Medicaid Quarterly State Summary - Cognos PowerPlay Web Explorer

2007 Medicaid Quarterly State Summary

| MEASURES as values | 2007 ANNUAL | | |
|--------------------|-----------------|-----------------|------------------|
| | Uniq Elqbls Cnt | Uniq Bene Cnt | Tot Mdcd Pd Amt |
| | FEE-FOR-SERVICE | FEE-FOR-SERVICE | FEE-FOR-SERVICE |
| AK | 110,897 | 120,314 | \$937,114,888 |
| AL | 736,099 | 751,301 | \$2,715,228,236 |
| AR | 685,989 | 706,502 | \$3,047,429,683 |
| AZ | 127,541 | 134,752 | \$871,237,573 |
| CA | 6,279,698 | 6,869,258 | \$23,822,082,979 |
| CO | 427,849 | 441,597 | \$2,265,475,780 |
| CT | 218,456 | 241,408 | \$3,273,991,934 |
| DC | 60,402 | 64,361 | \$1,081,230,252 |
| DE | 140,471 | 141,506 | \$637,547,588 |
| FL | 1,832,021 | 2,130,705 | \$9,338,582,031 |
| GA | 986,717 | 1,084,079 | \$4,403,657,660 |
| HI | 116,894 | 119,975 | \$650,866,329 |
| IA | 398,297 | 420,795 | \$2,283,217,612 |
| ID | 189,883 | 198,295 | \$1,127,415,848 |
| IL | 2,043,802 | 2,130,955 | \$9,171,329,142 |
| IN | 672,219 | 684,180 | \$3,536,914,747 |
| KS | 270,957 | 275,128 | \$1,744,286,453 |
| KY | 639,933 | 687,642 | \$3,582,071,948 |
| LA | 924,808 | 1,059,373 | \$4,319,628,753 |
| MA | 944,906 | 964,927 | \$6,298,067,719 |
| MD | 341,266 | 355,003 | \$3,534,927,290 |
| ME | 276,924 | 280,700 | \$1,347,692,564 |

WY

Internet 100% 4:52 PM

start Windows Live Hotmail... Medicaid Program Sta... 2007 Medicaid Quart... MSIS Data Medicaid D... Microsoft PowerPoint ...

Fee For Service Analysis cont'd

2007 Medicaid Quarterly State Summary - Cognos PowerPlay Web Explorer - Windows Internet Explorer

http://msis.cms.hhs.gov/cognos/cgi-bin/ppdscgi.exe?BZ=1AAAAEMBIUIABUwU6VfChhEZMGDbAtGkzJk0owJk4bsk1HqhJFDp4wcNnl~mUIInbMv5qNombWPymBA5pQ

2007 Medicaid Quarterly State Summary - Cognos Po...

Cognos PowerPlay Web Explorer 2007 Medicaid Quarterly State Summary COGNOS

2007 Medicaid Quarterly State Summary

State Period **AGE GROUPS **RACE ETHNICITIES **SEXES **MAS **BOE **DUAL ELIGIBLES **SCHIP **PROGRAM TYPES

| | | | |
|----|-----------|-----------------|------------------|
| MO | 649,884 | 677,057 | \$3,911,609,393 |
| MS | 622,843 | 659,474 | \$2,947,860,581 |
| MT | 102,523 | 111,964 | \$614,555,448 |
| NC | 1,521,807 | 1,531,567 | \$8,555,382,096 |
| ND | 61,362 | 66,161 | \$491,981,484 |
| NE | 231,136 | 238,696 | \$1,363,145,325 |
| NH | 123,213 | 126,074 | \$1,041,648,239 |
| NJ | 459,944 | 486,081 | \$5,757,721,955 |
| NM | 219,108 | 232,782 | \$1,116,848,247 |
| NV | 141,736 | 162,487 | \$940,303,288 |
| NY | 3,452,537 | 3,710,627 | \$32,473,541,351 |
| OH | 1,210,964 | 1,262,451 | \$8,739,757,669 |
| OK | 655,353 | 671,176 | \$2,996,503,822 |
| OR | 259,220 | 264,424 | \$1,259,255,522 |
| PA | 794,373 | 821,972 | \$5,872,437,700 |
| RI | 130,969 | 133,120 | \$1,284,460,685 |
| SC | 760,782 | 773,722 | \$2,920,674,522 |
| SD | 110,758 | 113,548 | \$608,102,550 |
| TN | 1,175,138 | 1,139,133 | \$4,813,678,558 |
| TX | 3,489,293 | 3,490,308 | \$11,868,489,119 |
| UT | 233,449 | 242,568 | \$1,020,408,448 |
| VA | 94 | 550,710 | \$3,141,062,056 |
| VT | 99 | 147,997 | \$807,301,858 |
| W | 903,673 | \$3,490,796,390 | |
| W | 20 | 656,873 | \$3,101,774,035 |
| W | 83 | 343,165 | \$1,754,550,518 |
| W | 23 | 69,284 | \$450,080,892 |

Agent Explain

To add total, right click State Column

Windows Live Hotmail... Medicaid Program Sta... 2007 Medicaid Quart... MSIS Data Medicaid D... Microsoft PowerPoint ...

Internet 100% 4:56 PM

Fee For Service Analysis cont'd

Choose ADD operation and select all

| State | Period | **AGE GROUP | **RACE ETHNICITIES | **SEXES | MAS | **DUAL ELIGIBLES | **SCHIP | **PROGRAM TYPES |
|-------|--------|-------------|--------------------|------------------|-----|------------------|---------|-----------------|
| MO | | 649,884 | 677,057 | \$3,911,609,303 | | | | |
| MS | | 622,843 | 659,474 | \$2,947,860,581 | | | | |
| MT | | 102,523 | 111,964 | \$614,555,448 | | | | |
| NC | | 1,521,807 | 1,531,567 | \$8,555,382,096 | | | | |
| ID | | 61,362 | 66,161 | \$491,981,484 | | | | |
| NE | | 231,136 | 238,696 | \$1,363,145,325 | | | | |
| WI | | 123,213 | 126,074 | \$1,041,648,239 | | | | |
| NJ | | 459,944 | 486,081 | \$5,757,721,955 | | | | |
| NM | | 219,108 | 232,782 | \$1,116,848,247 | | | | |
| NV | | 141,736 | 162,487 | \$940,303,288 | | | | |
| NY | | 3,452,537 | 3,710,627 | \$32,473,541,351 | | | | |
| OH | | 1,210,964 | 1,262,451 | \$8,739,757,669 | | | | |
| OK | | 655,353 | 671,176 | \$2,996,503,822 | | | | |
| OR | | 259,220 | 264,424 | \$1,259,255,522 | | | | |
| PA | | 794,373 | 821,972 | \$5,872,437,700 | | | | |
| RI | | 130,969 | 133,120 | \$1,284,460,685 | | | | |

Calculations

Operation: Add

Calculation name: TOTAL

Includes categories:
VT
WA
WI
WV
WY

Select All Clear All

Number: []

OK Cancel

Fee For Service Analysis cont'd

2007 Medicaid Quarterly State Summary - Cognos PowerPlay Web Explorer - Windows Internet Explorer

http://msis.cms.hhs.gov/cognos/cgi-bin/ppdscgi.exe?BZ=1AAAEbMBliUIABUwU6VfChhEZMGDCbAtGkzJk0owJk4bsK1HqhJFDp4wcNnl-mUIInbMv5qNombWPymBASpQ

2007 Medicaid Quarterly State Summary - Cognos Po...

Cognos PowerPlay Web Explorer 2007 Medicaid Quarterly State Summary COGNOS

2007 Medicaid Quarterly State Summary

State Period **AGE GROUPS **RACE ETHNICITIES **SEXES **MAS **BOE **DUAL ELIGIBLES **SCHIP **PROGRAM TYPES

| | | | |
|--------------|-------------------|-------------------|--------------------------|
| MS | 622,843 | 659,474 | \$2,947,860,581 |
| MT | 102,523 | 111,964 | \$614,555,448 |
| NC | 1,521,807 | 1,531,567 | \$8,555,382,096 |
| ND | 61,362 | 66,161 | \$491,981,484 |
| NE | 231,136 | 238,696 | \$1,363,145,325 |
| NH | 123,213 | 126,074 | \$1,041,648,239 |
| NJ | 459,944 | 486,081 | \$5,757,721,955 |
| NM | 219,108 | 232,782 | \$1,116,848,247 |
| NV | 141,736 | 162,487 | \$940,303,288 |
| NY | 3,452,537 | 3,710,627 | \$32,473,541,351 |
| OH | 1,210,964 | 1,262,451 | \$8,739,757,669 |
| OK | 655,353 | 671,176 | \$2,996,503,822 |
| OR | 259,220 | 264,424 | \$1,259,255,522 |
| PA | 794,373 | 821,972 | \$5,872,437,700 |
| RJ | 130,969 | 133,120 | \$1,284,460,685 |
| SC | 760,782 | 773,722 | \$2,920,674,522 |
| SD | 110,758 | 113,548 | \$608,102,550 |
| TN | 1,175,138 | 1,139,133 | \$4,813,678,558 |
| TX | 3,489,293 | 3,490,308 | \$11,868,489,119 |
| UT | 233,449 | 242,568 | \$1,020,408,448 |
| VA | 534,694 | 550,710 | \$3,141,062,056 |
| VT | 141,099 | 147,997 | \$807,301,858 |
| WA | 840,465 | 903,673 | \$3,490,796,390 |
| WI | 650,220 | 656,873 | \$3,101,774,035 |
| WV | 332,583 | 343,165 | \$1,754,550,518 |
| WY | 66,323 | 69,284 | \$450,080,892 |
| TOTAL | 38,961,594 | 41,072,991 | \$210,734,982,702 |

***CLAIM TYPES
FEE-FOR-SERVICE
CAPITATED PAYMENT
ENCOUNTER
SERVICE TRACKING/GR
SUPPLEMENTAL PAYME
UNKNOWN
Adjustment Ind
MEASURES

New Total Line

Done

start Windows Live Hotmail... Medicaid Program Sta... 2007 Medicaid Quart... MSIS Data Medicaid D... Microsoft PowerPoint ...

FFS vs ENCOUNTER:

Total Claim = FFS only
 Encntr Total Claim = Encounters Only

2007 Medicaid Quarterly State Summary - Cognos PowerPlay Web Explorer - Windows Internet Explorer

http://msis.cms.hhs.gov/cognos/cgi-bin/ppdscgi.exe?BZ=1AAAEBMBLIUIABUwU6VFChhEZMGDCbAtGkzJk0owJk4bsK1HqhJFDp4wcNnl~mUInbMv5qNOmbWPymBASpQ

2007 Medicaid Quarterly State Summary - Cognos Po...

2007 Medicaid Quarterly State Summary

MEASURES as values

| | | 2007 ANNUAL | | |
|-----------------------------------|-----------------------------------|-----------------|-------------------|---------|
| | | Tot Clm Cnt | Encnr Tot Clm Cnt | |
| AK | **CLAIM TYPES | 6,064,394 | 1,534 | |
| | FEE-FOR-SERVICE | 6,064,394 | 0 | |
| | CAPITATED PAYMENT | 0 | 0 | |
| | ENCOUNTER | 0 | 1,534 | |
| | SERVICE TRACKING/GROSS ADJUSTMENT | 0 | 0 | |
| | SUPPLEMENTAL PAYMENT | 0 | 0 | |
| | UNKNOWN | 0 | 0 | |
| | ClmType | 0 | 0 | |
| | AL | **CLAIM TYPES | 39,984,029 | 110,314 |
| | | FEE-FOR-SERVICE | 30,693,602 | 0 |
| CAPITATED PAYMENT | | 9,276,893 | 0 | |
| ENCOUNTER | | 0 | 110,314 | |
| SERVICE TRACKING/GROSS ADJUSTMENT | | 13,534 | 0 | |
| SUPPLEMENTAL PAYMENT | | 0 | 0 | |
| UNKNOWN | | 0 | 0 | |
| ClmType | | 0 | 0 | |
| AR | | **CLAIM TYPES | 43,031,270 | 0 |
| | | FEE-FOR-SERVICE | 37,200,159 | 0 |
| | CAPITATED PAYMENT | 4,669,372 | 0 | |
| | ENCOUNTER | 0 | 0 | |
| | SERVICE TRACKING/GROSS ADJUSTMENT | 1,161,739 | 0 | |
| | SUPPLEMENTAL PAYMENT | 0 | 0 | |
| | UNKNOWN | 0 | 0 | |
| | ClmType | 0 | 0 | |

start | Windows Live Hotmail... | Medicaid Program Sta... | 2007 Medicaid Quart... | MSIS Data Medicaid D... | Microsoft PowerPoint ... | Internet | 100% | 5:05 PM

Fee For Service Dental by AGE Groups

2007 Medicaid Quarterly State Summary - Cognos PowerPlay Web Explorer - Windows Internet Explorer

http://msis.cms.hhs.gov/cognos/cgi-bin/ppds.cgi.exe?BZ=1AAAEbMBliUIABUwU6VfChEZMGDcbAtGkzJk0owJk4bsk1HqhJFDp4wcNni~mUIbMv5qN0mbWPymBASpQ

2007 Medicaid Quarterly State Summary - Cognos Po...

Cognos PowerPlay Web Explorer 2007 Medicaid Quarterly State Summary COGNOS

State Period AgeGrp **RACE ETHNICITIES **SEXES **MAS **BOE **DUAL ELIGIBLES **SCHIP **PROGRAM TYPES

| MEASURES as values | | | 2007 ANNUAL | | | | | | | | | | | | | Tot Mcd Pd Amt | | |
|--------------------------------|---------|-----|---------------|--------|--------|--------|-------|-------|--------|-------|-------------|---------|--------|--------------|--------------|----------------|--------------|--|
| | | | Uniq Bene Cnt | | | | | | | | | | | | | | | |
| **AGE GROUPS | UNDER 1 | 1-5 | 6-12 | 13-14 | 15-18 | 19-20 | 21-44 | 45-64 | 65-74 | 75-84 | 85 AND OVER | UNKNOWN | AgeGrp | **AGE GROUPS | UNDER 1 | 1-5 | | |
| AK FEE-FOR-SERVICE DENTAL SVCS | 42,371 | 16 | 6,905 | 14,358 | 3,586 | 6,931 | 1,196 | 5,035 | 2,399 | 679 | 392 | 118 | 756 | 0 | \$22,106,033 | \$1,704 | \$3,557,307 | |
| AL FEE-FOR-SERVICE DENTAL SVCS | 179,060 | 69 | 45,998 | 81,635 | 17,026 | 28,710 | 4,268 | 658 | 93 | 17 | 17 | 9 | 560 | 0 | \$54,713,233 | \$5,269 | \$12,066,386 | |
| AR FEE-FOR-SERVICE DENTAL SVCS | 156,929 | 33 | 33,300 | 73,614 | 16,657 | 29,296 | 3,426 | 273 | 41 | 13 | 9 | 4 | 263 | 0 | \$53,025,283 | \$1,450 | \$9,671,080 | |
| AZ FEE-FOR-SERVICE DENTAL SVCS | 150 | 1 | 58 | 22 | 5 | 9 | 8 | 42 | 3 | 1 | 0 | 0 | 1 | 0 | \$138,216 | \$72 | \$87,771 | |
| CA FEE-FOR-SERVICE DENTAL SVCS | 78,805 | 65 | 30,558 | 27,783 | 5,575 | 9,609 | 2,193 | 2,201 | 120 | 133 | 61 | 10 | 497 | 0 | \$17,490,362 | \$4,626 | \$6,818,757 | |
| CO FEE-FOR-SERVICE DENTAL SVCS | 124,251 | 151 | 33,263 | 47,542 | 9,003 | 15,370 | 2,829 | 8,518 | 3,380 | 1,110 | 1,211 | 1,117 | 757 | 0 | \$50,244,726 | \$17,542 | \$11,529,328 | |
| CT FEE-FOR-SERVICE DENTAL SVCS | 38,713 | 2 | 618 | 1,297 | 291 | 574 | 491 | 8,472 | 12,431 | 4,597 | 4,356 | 5,360 | 224 | 0 | \$8,115,024 | \$249 | \$70,454 | |
| DC FEE-FOR-SERVICE DENTAL SVCS | 5,319 | 0 | 415 | 995 | 370 | 771 | 245 | 840 | 1,079 | 186 | 76 | 10 | 332 | 0 | \$2,141,177 | \$0 | \$102,009 | |

First Dimension

Internet

start Intel PROSet/Wirel... Medicaid Program Sta... 2007 Medicaid Quart... Apple - Download - T... 35% von 1 Datei - Do...

Fee For Service Dental by Age Group

2007 Medicaid Quarterly State Summary - Cognos PowerPlay Web Explorer - Windows Internet Explorer

http://msis.cms.hhs.gov/cognos/cgi-bin/ppds.cgi.exe?BZ=1AAAEbMBIIUABUwU6VfChEZMGDbcAtGkzJk0owJk4bsK1HqhJFDp4wcNnl-mUInbMv5qNombWPymBASpQ

2007 Medicaid Quarterly State Summary - Cognos Po...

Cognos PowerPlay Web Explorer 2007 Medicaid Quarterly State Summary COGNOS

| State | Period | AgeGrp | **RACE ETHNICITIES | **SEXES | **MAS | **BOE | **DUAL ELIGIBLES | **SCHIP | **PROGRAM TYPES | | | | | |
|-------|--------|-----------|--------------------|---------|---------|---------|------------------|---------|-----------------|---------|--------|--------|--------|---|
| ME | | 56,047 | 65 | 7,029 | 16,051 | 4,617 | 8,608 | 2,968 | 11,295 | 3,894 | 534 | 348 | 218 | 0 |
| MI | | 402,080 | 49 | 49,819 | 127,016 | 25,981 | 43,237 | 9,323 | 81,703 | 39,804 | 9,033 | 6,860 | 6,022 | 0 |
| MN | | 84,207 | 18 | 5,701 | 13,217 | 3,412 | 7,057 | 2,502 | 26,594 | 21,780 | 1,480 | 817 | 1,048 | 0 |
| MO | | 62,735 | 10 | 10,982 | 25,449 | 5,971 | 10,650 | 1,556 | 3,418 | 1,737 | 689 | 911 | 1,156 | 0 |
| MS | | 154,265 | 92 | 34,747 | 55,146 | 12,340 | 20,744 | 3,474 | 15,528 | 6,832 | 1,438 | 982 | 579 | 0 |
| MT | | 20,645 | 6 | 3,822 | 6,358 | 1,344 | 2,392 | 416 | 2,510 | 2,213 | 589 | 428 | 403 | 0 |
| NC | | 545,510 | 126 | 91,006 | 148,541 | 33,197 | 56,874 | 13,900 | 98,914 | 51,937 | 14,816 | 13,915 | 11,215 | 0 |
| ND | | 17,693 | 0 | 2,079 | 4,144 | 957 | 1,779 | 414 | 4,313 | 2,137 | 517 | 535 | 649 | 0 |
| NE | | 104,033 | 2,465 | 18,086 | 31,650 | 7,012 | 11,928 | 2,019 | 15,531 | 7,828 | 2,245 | 2,278 | 2,055 | 0 |
| NH | | 42,515 | 17 | 7,692 | 17,323 | 4,346 | 7,739 | 1,191 | 2,852 | 910 | 100 | 50 | 23 | 0 |
| NJ | | 67,800 | 6 | 1,050 | 3,469 | 1,358 | 2,711 | 823 | 9,748 | 15,288 | 10,557 | 10,991 | 11,162 | 0 |
| NM | | 30,936 | 20 | 5,824 | 10,180 | 2,169 | 3,468 | 450 | 3,409 | 2,370 | 1,205 | 930 | 460 | 0 |
| NV | | 26,546 | 11 | 3,905 | 7,816 | 1,811 | 2,930 | 593 | 3,742 | 2,844 | 1,028 | 961 | 620 | 0 |
| NY | | 877,174 | 225 | 68,754 | 156,616 | 49,087 | 80,625 | 24,777 | 227,785 | 158,666 | 54,179 | 30,820 | 8,284 | 0 |
| OH | | 246,490 | 19 | 20,104 | 50,406 | 12,599 | 23,942 | 7,023 | 58,669 | 39,255 | 10,514 | 11,067 | 11,275 | 0 |
| OK | | 218,272 | 146 | 47,732 | 89,512 | 20,437 | 34,645 | 5,780 | 12,855 | 5,010 | 906 | 508 | 192 | 0 |
| OR | | 2,343 | 0 | 379 | 694 | 139 | 261 | 63 | 458 | 255 | 31 | 25 | 20 | 0 |
| PA | | 167,184 | 14 | 14,203 | 33,639 | 9,100 | 19,506 | 5,402 | 35,504 | 24,517 | 8,313 | 7,216 | 6,707 | 0 |
| RI | | 50,568 | 1 | 847 | 13,503 | 4,345 | 6,850 | 1,106 | 13,437 | 6,525 | 1,279 | 1,144 | 1,410 | 0 |
| SC | | 262,705 | 129 | 52,748 | 103,449 | 22,899 | 38,360 | 7,073 | 23,422 | 9,959 | 2,054 | 1,368 | 617 | 0 |
| SD | | 135 | 0 | 3 | 16 | 7 | 31 | 7 | 44 | 17 | 2 | 4 | 2 | 0 |
| TN | | 293,144 | 90 | 55,765 | 126,312 | 30,916 | 56,636 | 16,666 | 6,384 | 0 | 1 | 0 | 0 | 0 |
| TX | | 1,327,236 | 103 | 458,183 | 523,133 | 113,326 | 174,434 | 29,297 | 9,347 | 2,253 | 304 | 100 | 7 | 0 |
| UT | | 76,219 | 85 | 20,520 | 21,743 | 3,660 | 6,573 | 1,501 | 13,089 | 6,082 | 1,269 | 697 | 267 | 0 |
| VA | | 156,768 | 20 | 30,049 | 68,961 | 17,442 | 30,021 | 4,664 | 3,437 | 863 | 115 | 83 | 37 | 0 |
| VT | | 46,429 | 15 | 6,553 | 14,977 | 3,918 | 7,047 | 1,113 | 8,031 | 3,178 | 573 | 509 | 380 | 0 |
| WA | | 403,338 | 479 | 79,174 | 127,521 | 26,530 | 44,380 | 7,916 | 58,512 | 29,603 | 8,093 | 5,784 | 3,601 | 0 |
| WI | | 152,459 | 32 | 17,026 | 35,385 | 7,940 | 13,739 | 2,553 | 39,025 | 20,277 | 4,569 | 5,088 | 6,342 | 0 |
| WV | | 95,467 | 35 | 16,445 | 35,209 | 8,861 | 16,068 | 3,259 | 9,835 | 4,441 | 370 | 218 | 142 | 0 |

start Microsoft PowerPoint ... MSN.com - Windows I... 2007 Medicaid Quart...

Internet 1 mhz

Encounters Subset by Dental Services

2007 Medicaid Quarterly State Summary - Cognos PowerPlay Web Explorer - Windows Internet Explorer

http://msis.cms.hhs.gov/cognos/cgi-bin/ppdscli.exe?BZ=1AAAEbMBIIUIABUwU6VFChhEZMgDcbAtGkzJk0owJk4bsK1HqhJFDp4wcnl~mUInbMv5qNombWpymBASpQ

File Edit View Favorites Tools Help

2007 Medicaid Quarterly State Summary - Cognos Po...

Cognos PowerPlay Web Explorer 2007 Medicaid Quarterly State Summary

State Period **AGE GROUPS **RACE ETHNICITIES **SEXES **MAS **BOE **DUAL ELIGIBLES **SCHIP **PROGRAM TYPES

| Enctr Tot Clm Cnt as values | 2007 ANNUAL | |
|--------------------------------|-------------------|-----|
| | Enctr Tot Clm Cnt | |
| | DENTAL SVCS | |
| AK | | 0 |
| AL | | 0 |
| AR | | 0 |
| AZ | | 804 |
| CA | 19,119,861 | |
| CO | | 0 |
| CT | | 0 |
| DC | | 0 |
| DE | | 0 |
| FL | | 0 |
| GA | 518,671 | |
| HI | 60 | |
| IA | | 0 |
| ID | | 0 |
| IL | | 1 |
| IN | | 0 |
| KS | | 74 |
| KY | 213,610 | |
| LA | | 0 |
| MA | | 0 |
| MD | 991,444 | |
| ME | | 0 |
| ... | | |

Done

Microsoft PowerPoint ... MSN.com - Windows I... 2007 Medicaid Quart...

Encounters Subset by Dental Services cont'd

2007 Medicaid Quarterly State Summary - Cognos PowerPlay Web Explorer - Windows Internet Explorer

http://msis.cms.hhs.gov/cognos/cgi-bin/ppdscgi.exe?BZ=1AAAEBMBliUIABUwU6VFChhEZMGDcbAtGkzJk0owJk4bsK1HqhJFDp4wcnln~mUIInbMv5qNOmbWPymBASpQ

File Edit View Favorites Tools Help

2007 Medicaid Quarterly State Summary - Cognos Po...

Cognos PowerPlay Web Explorer 2007 Medicaid Quarterly State Summary

State Period **AGE GROUPS **RACE ETHNICITIES **SEXES **MAS **BOE **DUAL ELIGIBLES **SCHIP **PROGRAM TYPES

| State | Period | **AGE GROUPS | **RACE ETHNICITIES | **SEXES | **MAS | **BOE | **DUAL ELIGIBLES | **SCHIP | **PROGRAM TYPES |
|-------|--------|--------------|--------------------|---------|-------|-------|------------------|---------|-----------------|
| MI | | | | | | | | | 0 |
| MN | | | | | | | | | 1,068,438 |
| MO | | | | | | | | | 608,485 |
| MS | | | | | | | | | 0 |
| MT | | | | | | | | | 0 |
| NC | | | | | | | | | 0 |
| ND | | | | | | | | | 0 |
| NE | | | | | | | | | 0 |
| NH | | | | | | | | | 0 |
| NJ | | | | | | | | | 1,725,552 |
| NM | | | | | | | | | 847,033 |
| NV | | | | | | | | | 68,003 |
| NY | | | | | | | | | 4,723,339 |
| OH | | | | | | | | | 0 |
| OK | | | | | | | | | 26 |
| OR | | | | | | | | | 1,099,438 |
| PA | | | | | | | | | 0 |
| RI | | | | | | | | | 52 |
| SC | | | | | | | | | 0 |
| SD | | | | | | | | | 79,486 |
| TN | | | | | | | | | 0 |
| TX | | | | | | | | | 8,393 |
| UT | | | | | | | | | 0 |
| VA | | | | | | | | | 0 |
| VT | | | | | | | | | 0 |
| WA | | | | | | | | | 0 |
| WI | | | | | | | | | 377,806 |
| WV | | | | | | | | | 0 |
| WY | | | | | | | | | 0 |

***SERVICE CATEGORIES
 CAPITATED CARE
 CLINIC SVCS
 DENTAL SVCS
 HOME HEALTH SVCS
 ICF/MR SVCS
 INPATIENT HOSPITAL SVCS
 LAB AND X-RAY SVCS
 MENTAL HEALTH FACILITY SVCS
 NURSING FACILITY SVCS
 OTHER CARE SVCS
 OUTPATIENT HOSPITAL SVCS
 OTHER PRACTITIONER SVCS
 PCCM SVCS
 PRESCRIBED DRUGS SVCS
 PHYSICIAN SVCS
 PERSONAL SUPPORT SVCS
 STERILIZATIONS SVCS
 UNKNOWN SVCS

2007 Medicaid Quarterly State Summary - Cognos Po...

start Microsoft PowerPoint ... MSN.com - Windows I... 2007 Medicaid Quart...

Welcome Screen To MSIS Datamarts

Medicaid Program Statistical State Summary Marts - Windows Internet Explorer

http://msis.cms.hhs.gov/

File Edit View Favorites Tools Help

★ Favorites ☆ Suggested Sites Free Hotmail Web Slice Gallery

Medicaid Program Statistical State Summary Marts

The FYs 1999, 2000, 2001, 2002, 2003, 2004, 2005, 2006 and 2007 are available both quarterly and monthly. Currently data is loaded to the mart after the full fiscal year's files have been through the data validation and quality review and were accepted by CMS. Missing States have either not successfully completed their data submissions for the subject year, or are waiting to be loaded.

Latest Update: 03/18/10
The FY 2008 cubes now contain data for 46 states.

[Access the FY 2008 Quarterly Cube](#)
[Access the FY 2008 Monthly Cube](#)
[Access the FY 2007 Quarterly Cube](#)
[Access the FY 2007 Monthly Cube](#)
[Access the FY 2006 Quarterly Cube](#)
[Access the FY 2006 Monthly Cube](#)
[Access the FY 2005 Quarterly Cube](#)
[Access the FY 2005 Monthly Cube](#)
[Access the FY 2004 Quarterly Cube](#)
[Access the FY 2004 Monthly Cube](#)
[Access the FY 2003 Quarterly Cube](#)
[Access the FY 2003 Monthly Cube](#)
[Access the FY 2002 Quarterly Cube](#)
[Access the FY 2002 Monthly Cube](#)
[Access the FY 2001 Quarterly Cube](#)
[Access the FY 2001 Monthly Cube](#)
[Access the FY 2000 Quarterly Cube](#)
[Access the FY 2000 Monthly Cube](#)
[Access the FY 1999 Quarterly Cube](#)
[Access the FY 1999 Monthly Cube](#)

Select monthly Cubes for monthly eligibility

start MSN.com - Windows I... Medicaid Program Sta... Microsoft PowerPoint ... Internet 100% 9:05 PM

MONTHLY ELIGIBILITY CUBE

2008 Medicaid Monthly State Summary - Cognos PowerPlay Web Explorer - Windows Internet Explorer

http://msis.cms.hhs.gov/cognos/cgi-bin/ppdscgi.exe?BZ=1AAAC2s55VB4ABEU6VfChEZMGDgAtGkzJk0owJk4ZsVm~c0EHDJn_kXTc0CmbT502bclIyWNCsJQeZG

File Edit View Favorites Tools Help

2008 Medicaid Monthly State Summary - Cognos Pow...

2008 Medicaid Monthly State Summary

COGNOS

State Calendar Yr-Calendar Mo **MAS **BOE **AGE GROUPS **RACE ETHNICITIES **SEXES **PLAN TYPES **DUAL ELIGIBLES

| Uniq Elgbls Cnt as values | 2008 - ANNUAL | 2007 - OCTOBER | 2007 - NOVEMBER | 2007 - DECEMBER | 2008 - JANUARY | 2008 - FEBRUARY | 2008 - MARCH | 2008 - APRIL | 2008 - MAY | 2008 - JUNE | 2008 - JULY | 2008 - AUGUST | 2008 - SEPTEMBER |
|---------------------------|-----------------|-----------------|-----------------|-----------------|-----------------|-----------------|-----------------|-----------------|-----------------|-----------------|-----------------|-----------------|------------------|
| | Uniq Elgbls Cnt | Uniq Elgbls Cnt | Uniq Elgbls Cnt | Uniq Elgbls Cnt | Uniq Elgbls Cnt | Uniq Elgbls Cnt | Uniq Elgbls Cnt | Uniq Elgbls Cnt | Uniq Elgbls Cnt | Uniq Elgbls Cnt | Uniq Elgbls Cnt | Uniq Elgbls Cnt | Uniq Elgbls Cnt |
| AK | 124,498 | 94,878 | 94,647 | 94,244 | 95,229 | 95,810 | 96,406 | 96,731 | 96,884 | 96,720 | 96,120 | 94,648 | 89,461 |
| AL | 908,576 | 735,950 | 738,542 | 737,311 | 743,634 | 750,725 | 754,200 | 757,820 | 758,735 | 744,557 | 760,562 | 766,141 | 769,895 |
| AR | 763,387 | 633,353 | 639,211 | 636,534 | 633,168 | 635,952 | 629,395 | 623,093 | 625,611 | 617,739 | 610,008 | 618,362 | 612,356 |
| AZ | 1,539,073 | 1,129,210 | 1,129,327 | 1,125,392 | 1,143,725 | 1,145,717 | 1,149,570 | 1,160,537 | 1,163,499 | 1,168,811 | 1,180,161 | 1,185,142 | 1,153,004 |
| CA | 10,791,945 | 8,177,316 | 8,158,503 | 8,131,633 | 8,186,699 | 8,188,598 | 8,220,564 | 8,252,641 | 8,261,413 | 8,269,044 | 8,302,437 | 8,314,246 | 8,326,647 |
| CO | 572,249 | 408,853 | 408,472 | 404,855 | 410,937 | 412,266 | 414,497 | 420,311 | 422,640 | 424,641 | 430,935 | 434,730 | 436,451 |
| CT | 552,505 | 457,438 | 458,950 | 459,612 | 463,401 | 465,114 | 467,997 | 469,031 | 470,261 | 472,116 | 473,590 | 475,622 | 477,204 |
| DC | 170,305 | 144,180 | 144,188 | 144,122 | 144,534 | 144,738 | 144,916 | 144,798 | 144,371 | 144,241 | 146,091 | 146,593 | 147,110 |
| DE | 192,551 | 143,214 | 146,430 | 151,260 | 143,806 | 147,558 | 153,661 | 147,878 | 150,837 | 155,393 | 155,427 | 155,855 | 154,978 |
| FL | 3,022,946 | 2,162,758 | 2,148,698 | 2,103,242 | 2,199,923 | 2,194,999 | 2,147,155 | 2,256,189 | 2,248,927 | 2,200,737 | 2,356,068 | 2,368,572 | 2,396,248 |
| GA | 1,683,118 | 1,231,344 | 1,244,238 | 1,235,955 | 1,253,368 | 1,252,243 | 1,252,447 | 1,265,526 | 1,267,452 | 1,253,462 | 1,296,237 | 1,306,500 | 1,293,594 |
| IA | 492,655 | 376,341 | 376,248 | 376,293 | 379,326 | 381,264 | 382,962 | 385,267 | 386,497 | 386,727 | 390,960 | 398,417 | 403,414 |
| ID | 221,557 | 172,631 | 169,710 | 168,219 | 170,851 | 172,590 | 174,336 | 176,944 | 177,524 | 177,363 | 176,575 | 174,524 | 169,085 |
| IL | 2,525,478 | 2,071,301 | 2,077,765 | 2,083,593 | 2,098,244 | 2,106,517 | 2,116,130 | 2,126,246 | 2,130,704 | 2,141,087 | 2,151,669 | 2,160,487 | 2,164,235 |
| IN | 1,114,519 | 858,849 | 855,591 | 859,467 | 864,462 | 866,854 | 873,615 | 877,072 | 882,267 | 890,640 | 902,252 | 913,737 | 921,231 |
| KS | 354,732 | 267,580 | 267,457 | 267,383 | 268,386 | 268,905 | 268,990 | 268,959 | 268,411 | 268,866 | 269,705 | 270,235 | 270,094 |
| KY | 886,864 | 710,396 | 711,053 | 710,883 | 714,723 | 715,403 | 716,948 | 718,645 | 719,418 | 720,872 | 724,831 | 728,970 | 732,558 |
| LA | 1,195,776 | 1,012,805 | 1,017,391 | 1,020,870 | 1,028,118 | 1,032,294 | 1,036,216 | 1,041,512 | 1,044,609 | 1,048,756 | 1,055,596 | 1,060,635 | 1,063,494 |
| MA | 1,568,182 | 1,267,562 | 1,281,487 | 1,294,107 | 1,308,072 | 1,310,911 | 1,316,481 | 1,316,389 | 1,320,344 | 1,321,736 | 1,324,554 | 1,328,553 | 1,322,438 |
| MD | 883,324 | 706,263 | 706,534 | 706,248 | 710,022 | 711,625 | 712,164 | 714,151 | 714,974 | 716,677 | 724,116 | 731,216 | 739,637 |
| ME | 355,209 | 307,165 | 305,626 | 304,603 | 304,940 | 304,214 | 303,491 | 301,915 | 300,738 | 299,404 | 301,478 | 301,068 | 299,901 |
| MI | 2,010,668 | 1,596,439 | 1,586,104 | 1,601,031 | 1,628,267 | 1,642,309 | 1,647,321 | 1,643,978 | 1,646,821 | 1,652,209 | 1,656,188 | 1,662,337 | 1,665,004 |
| MN | 807,774 | 600,555 | 600,810 | 608,200 | 613,014 | 615,385 | 616,814 | 610,070 | 610,474 | 610,805 | 613,105 | 613,107 | 615,578 |

Done

start 2008 Medicaid Monthl... https://webmail.hhs... Microsoft PowerPoint ... Microsoft Excel non-c...

Internet

MONTHLY ELIGIBILITY CUBE

cont'd

2008 Medicaid Monthly State Summary - Cognos PowerPlay Web Explorer - Windows Internet Explorer

http://msis.cms.hhs.gov/cognos/cgi-bin/ppdscgi.exe?BZ=1AAAC2s55VB4ABEWU6VFCheEZMgdgbAtGkzJk0owJk4ZsVm~c0EHDJ_u_nkXTc0CmbT502bctLiyWNC5JQeZG

File Edit View Favorites Tools Help

2008 Medicaid Monthly State Summary - Cognos Pow...

Cognos PowerPlay Web Explorer 2008 Medicaid Monthly State Summary COGNOS

2008 Medicaid Monthly State Summary

State Calendar Yr-Calendar Mo **MAS **BOE **AGE GROUPS **RACE ETHNICITIES **SEXES **PLAN TYPES **DUAL ELIGIBLES

| Uniq Elgbls Cnt as values | 2008 - ANNUAL | 2007 - OCTOBER | 2007 - NOVEMBER | 2007 - DECEMBER | 2008 - JANUARY | 2008 - FEBRUARY | 2008 - MARCH | 2008 - APRIL | 2008 - MAY | 2008 - JUNE | 2008 - JULY | 2008 - AUGUST | 2008 - SEPTEMBER |
|---------------------------|-----------------|-----------------|-----------------|-----------------|-----------------|-----------------|-----------------|-----------------|-----------------|-----------------|-----------------|-----------------|------------------|
| | Uniq Elgbls Cnt | Uniq Elgbls Cnt | Uniq Elgbls Cnt | Uniq Elgbls Cnt | Uniq Elgbls Cnt | Uniq Elgbls Cnt | Uniq Elgbls Cnt | Uniq Elgbls Cnt | Uniq Elgbls Cnt | Uniq Elgbls Cnt | Uniq Elgbls Cnt | Uniq Elgbls Cnt | Uniq Elgbls Cnt |
| AK | 124,498 | 94,878 | 94,647 | 94,244 | 95,229 | 95,810 | 96,406 | 96,731 | 96,884 | 96,720 | 96,120 | 94,648 | 89,461 |
| AL | 908,576 | 735,950 | 738,542 | 737,311 | 743,634 | 750,725 | 754,200 | 757,820 | 758,735 | 744,557 | 760,562 | 766,141 | 769,895 |
| AR | 763,387 | 633,353 | 639,211 | 636,587 | 648,205 | 658,205 | 668,205 | 673,205 | 678,205 | 683,205 | 688,205 | 693,205 | 698,205 |
| AZ | 1,539,073 | 1,129,210 | 1,130,000 | 1,130,000 | 1,130,000 | 1,130,000 | 1,130,000 | 1,130,000 | 1,130,000 | 1,130,000 | 1,130,000 | 1,130,000 | 1,130,000 |
| CA | 10,791,945 | 8,177,349 | 8,177,349 | 8,177,349 | 8,177,349 | 8,177,349 | 8,177,349 | 8,177,349 | 8,177,349 | 8,177,349 | 8,177,349 | 8,177,349 | 8,177,349 |
| CO | 550,449 | 550,449 | 550,449 | 550,449 | 550,449 | 550,449 | 550,449 | 550,449 | 550,449 | 550,449 | 550,449 | 550,449 | 550,449 |
| CT | 550,449 | 550,449 | 550,449 | 550,449 | 550,449 | 550,449 | 550,449 | 550,449 | 550,449 | 550,449 | 550,449 | 550,449 | 550,449 |
| DC | 170,300 | 170,300 | 170,300 | 170,300 | 170,300 | 170,300 | 170,300 | 170,300 | 170,300 | 170,300 | 170,300 | 170,300 | 170,300 |
| DE | 192,550 | 192,550 | 192,550 | 192,550 | 192,550 | 192,550 | 192,550 | 192,550 | 192,550 | 192,550 | 192,550 | 192,550 | 192,550 |
| FL | 3,022,946 | 3,022,946 | 3,022,946 | 3,022,946 | 3,022,946 | 3,022,946 | 3,022,946 | 3,022,946 | 3,022,946 | 3,022,946 | 3,022,946 | 3,022,946 | 3,022,946 |
| GA | 1,683,118 | 1,683,118 | 1,683,118 | 1,683,118 | 1,683,118 | 1,683,118 | 1,683,118 | 1,683,118 | 1,683,118 | 1,683,118 | 1,683,118 | 1,683,118 | 1,683,118 |
| IA | 492,655 | 492,655 | 492,655 | 492,655 | 492,655 | 492,655 | 492,655 | 492,655 | 492,655 | 492,655 | 492,655 | 492,655 | 492,655 |
| ID | 221,557 | 172,631 | 172,631 | 172,631 | 172,631 | 172,631 | 172,631 | 172,631 | 172,631 | 172,631 | 172,631 | 172,631 | 172,631 |
| IL | 2,525,478 | 2,071,301 | 2,077,765 | 2,077,765 | 2,077,765 | 2,077,765 | 2,077,765 | 2,077,765 | 2,077,765 | 2,077,765 | 2,077,765 | 2,077,765 | 2,077,765 |
| IN | 1,114,519 | 858,849 | 855,591 | 859,467 | 864,462 | 866,854 | 873,615 | 877,072 | 882,267 | 890,640 | 902,252 | 913,737 | 921,231 |
| KS | 354,732 | 267,580 | 267,457 | 267,383 | 268,386 | 268,905 | 268,990 | 268,959 | 268,411 | 268,866 | 269,705 | 270,235 | 270,094 |
| KY | 886,864 | 710,396 | 711,053 | 710,883 | 714,723 | 715,403 | 716,948 | 718,645 | 719,418 | 720,872 | 724,831 | 728,970 | 732,558 |
| LA | 1,195,776 | 1,012,805 | 1,017,391 | 1,020,870 | 1,028,118 | 1,032,294 | 1,036,216 | 1,041,512 | 1,044,609 | 1,048,756 | 1,055,596 | 1,060,635 | 1,063,494 |
| MA | 1,568,182 | 1,267,562 | 1,281,487 | 1,294,107 | 1,308,072 | 1,310,911 | 1,316,481 | 1,316,389 | 1,320,344 | 1,321,736 | 1,324,554 | 1,328,553 | 1,322,438 |
| MD | 883,324 | 706,263 | 706,534 | 706,248 | 710,022 | 711,625 | 712,164 | 714,151 | 714,974 | 716,677 | 724,116 | 731,216 | 739,637 |
| ME | 355,209 | 307,165 | 305,626 | 304,603 | 304,940 | 304,214 | 303,491 | 301,915 | 300,738 | 299,404 | 301,478 | 301,068 | 299,901 |
| MI | 2,010,668 | 1,596,439 | 1,586,104 | 1,601,031 | 1,628,267 | 1,642,309 | 1,647,321 | 1,643,978 | 1,646,821 | 1,652,209 | 1,656,188 | 1,662,337 | 1,665,004 |
| MM | 577,774 | 577,774 | 577,774 | 577,774 | 577,774 | 577,774 | 577,774 | 577,774 | 577,774 | 577,774 | 577,774 | 577,774 | 577,774 |

MEASURES

- Uniq Elgbls Cnt
- Tot Mos Elgbl Cnt
- Elgbl Full Prd Cnt
- Uniq Enrls Cnt

ONLY ELIGIBILITY MEASURES

Done

Internet 100%

start Windows Live Hotmail... Medicaid Program Sta... 2008 Medicaid Monthl... Microsoft PowerPoint ...

Import/Export Settings

How do you want to import or export your browser settings?

- Import from another browser
- Import from a file
- Export to a file

< Back Next > Cancel

| **BOE | **AGE GROUPS | **RACE ETHNICITIES | **SEXES | **PLAN TYPES | **DUAL ELIGIBLES |
|-----------|--------------|--------------------|-----------|--------------|------------------|
| 869,858 | 872,821 | 869,777 | 870,944 | 869,453 | 868,865 |
| 605,875 | 604,384 | 601,549 | 594,110 | 595,418 | 593,411 |
| 81,775 | 81,950 | 82,076 | 82,149 | 81,794 | 81,957 |
| 1,328,974 | 1,328,974 | 1,328,974 | 1,328,974 | 1,328,974 | 1,328,974 |
| 52,204 | 52,525 | 52,578 | 52,762 | 52,819 | 52,835 |
| 205,294 | 205,732 | 205,732 | 205,732 | 205,732 | 205,732 |
| 110,962 | 111,351 | 111,648 | 112,801 | 112,367 | 112,148 |
| 895,169 | 900,885 | 900,445 | 903,615 | 902,388 | 904,814 |
| 424,046 | 425,069 | 420,003 | 417,407 | 424,192 | 426,000 |
| 170,070 | 171,733 | 172,896 | 173,028 | 175,820 | 175,700 |
| 4,080,104 | 4,078,028 | 4,055,410 | 4,055,454 | 4,033,121 | 4,057,520 |
| 1,761,220 | 1,760,786 | 1,754,520 | 1,754,390 | 1,752,355 | 1,753,304 |
| 607,631 | 612,508 | 614,842 | 617,373 | 618,165 | 619,970 |
| 380,461 | 378,903 | 377,174 | 377,409 | 377,528 | 377,538 |
| 1,700,624 | 1,703,580 | 1,700,613 | 1,704,793 | 1,704,460 | 1,704,756 |
| 186,280 | 185,761 | 184,601 | 184,918 | 184,053 | 183,914 |
| 754,788 | 750,172 | 743,913 | 744,318 | 736,759 | 731,787 |
| 101,879 | 102,298 | 102,350 | 102,654 | 102,831 | 102,816 |
| 1,264,839 | 1,263,734 | 1,261,273 | 1,260,428 | 1,262,890 | 1,260,909 |
| 3,017,161 | 3,049,432 | 3,047,422 | 3,074,324 | 3,102,763 | 3,126,304 |
| 291,297 | 200,825 | 199,908 | 195,860 | 196,792 | 193,668 |
| 895,548 | 734,039 | 730,132 | 722,267 | 728,070 | 727,928 |
| 157,784 | 126,015 | 125,330 | 124,729 | 124,549 | 125,499 |
| 1,163,898 | 949,134 | 937,116 | 910,845 | 937,090 | 926,513 |
| 1,040,471 | 836,946 | 832,613 | 829,540 | 833,524 | 833,239 |
| 392,598 | 316,088 | 315,728 | 314,842 | 315,807 | 315,187 |
| 78,262 | 60,248 | 59,490 | 58,328 | 59,396 | 59,007 |
| 195,142 | 192,930 | 195,357 | 195,680 | 194,508 | 195,813 |
| 729,696 | 725,715 | 729,732 | 727,199 | 729,908 | 729,908 |
| 125,744 | 125,727 | 125,094 | 125,524 | 125,980 | 125,980 |
| 900,741 | 925,670 | 916,351 | 888,060 | 935,692 | 927,218 |
| 839,260 | 837,356 | 840,950 | 841,520 | 839,541 | 839,260 |
| 315,039 | 314,420 | 316,183 | 317,896 | 314,993 | 315,039 |
| 58,739 | 57,561 | 58,840 | 58,712 | 59,182 | 58,739 |

Click File-SAVE As-for import, export options

Managed CARE REPORTS

2009 version will not be available until late June 2010.

Medicaid Managed Care Enrollment Report

http://www.cms.gov/MedicaidDataSourcesGenInfo/04_MdManCrEnrllRep.asp

National Summary of State Medicaid Managed Care Programs

http://www.cms.gov/MedicaidDataSourcesGenInfo/06_DescStateProg.asp

NATIONAL SUMMARY OF MEDICAID MANAGED CARE PROGRAMS AND ENROLLMENT
AS OF JUNE 30, 2008

MANAGED CARE TRENDS

| YEAR | TOTAL MEDICAID POPULATION | MANAGED CARE POPULATION | OTHER POPULATION | % MANAGED CARE ENROLLMENT |
|------|---------------------------|-------------------------|------------------|---------------------------|
| 2008 | 47,142,791 | 33,427,582 | 13,715,209 | 70.91% |
| 2007 | 45,962,271 | 29,463,098 | 16,499,173 | 64.10% |
| 2006 | 45,652,642 | 29,830,406 | 15,822,236 | 65.34% |
| 2005 | 45,392,325 | 28,575,585 | 16,816,740 | 62.95% |
| 2004 | 44,355,955 | 26,913,570 | 17,442,385 | 60.68% |
| 2003 | 42,740,719 | 25,262,873 | 17,477,846 | 59.11% |
| 2002 | 40,147,539 | 23,117,660 | 17,029,871 | 57.58% |
| 2001 | 38,562,567 | 20,773,813 | 15,788,754 | 56.82% |
| 2000 | 33,690,364 | 18,786,137 | 14,904,227 | 55.76% |
| 1999 | 31,940,188 | 17,756,603 | 14,183,585 | 55.59% |

These figures represent point-in-time enrollment as of June 30th for each reporting year.

The unduplicated managed care enrollment figures include enrollees receiving comprehensive benefits and limited benefits. This table also provides unduplicated national figures for the Total Medicaid population and Other population. The statistics also include individuals enrolled in State health care reform programs that expand eligibility beyond traditional Medicaid eligibility standards.

MSIS REPORTS

- The following URL will also give you access to static tables on MEDICAID/CHIP statistics:

<http://www.cms.gov/MedicaidDataSourcesGenInfo/MSIS/list.asp>

MSIS ANNUAL REPORTS

MSIS Tables - Windows Internet Explorer

http://www.cms.gov/MedicaidDataSourcesGenInfo/MSIS/list.asp?sortByDID=1a&submit=Go&filterType=none&filterByDID=-99&sortOrder=ascending&intNumF

File Edit View Favorites Tools Help

MSIS Tables

CMS Centers for Medicare & Medicaid Services

Search CMS.gov Search

Home Medicare Medicaid CHIP About CMS Regulations & Guidance Research, Statistics, Data & Systems Outreach & Education Tools

People with Medicare & Medicaid Questions Careers Newsroom Contact CMS Acronyms Help Email Print

[CMS Home](#) > [Research, Statistics, Data and Systems](#) > [Medicaid Data Sources - General Information](#) > MSIS Tables

Medicaid Data Sources - General Information

- » Overview
- » Medicaid At-a-Glance 2005
- » MSIS Data
- » Medicaid Managed Care Enrollment Report
- » Medicaid Managed Care Penetration Rates and Expansion Enrollment by State
- » Description of State Programs
- » Medicaid Analytic eExtract (MAX) General Information
- » Medicaid Pharmacy Benefit Use and Reimbursement
- » Medicaid Analytic eExtract (MAX) Table Listing
- » **MSIS Tables**

MSIS Tables FEED

The 25 MSIS statistical tables contain national state-by-state data. These tables contain high-level aggregated statistics relating to Medicaid eligibility and claims data. The content of the individual table is described in the Table Title via our drop down list below. For more detail regarding state specific data anomalies, refer to the MSIS State Anomalies/Issues Document in the "Downloads" section of each table selected.

Select From The Following Options:

- Show all items
- Show only (select one or more options):
 - Show only items whose last modified date is within the past
 - Show only items whose Fiscal Year is
 - Show only items whose Table Title is
 - Show only items containing the following word

Show Items

There are **150** items in this list.

Sort by: [View Results in Excel](#)


Fiscal Year ▲▼ **Table Title** ▲▼

[2008](#) Medicaid Payments by Dual Eligibility Status

MSIS REPORTS SELECTIONS

| | |
|----------------------|---|
| 2008 | Medicaid Payments by Dual Eligibility Status |
| 2008 | Medicaid/Medicare Dual Eligibles by Dual Eligibility Type |
| 2008 | Medicaid Payments for Prepaid Health Care by Managed Care Plan Type |
| 2008 | Medicaid Managed Care Enrollment by Plan Type |
| 2008 | Medicaid Payments by Race/Ethnicity of Beneficiaries |
| 2008 | Medicaid Payments by Gender of Beneficiaries |
| 2008 | Medicaid Payments by Age Group of Beneficiaries |
| 2008 | Medicaid Payments by Program Type |
| 2008 | Medicaid Payments by Service Category |
| 2008 | Medicaid Payments by Basis of Eligibility of Beneficiaries |
| 2008 | Medicaid Payments by Maintenance Assistance Status of Beneficiaries |
| 2008 | Medicaid Beneficiaries by Race/Ethnicity |
| 2008 | Medicaid Beneficiaries by Gender |
| 2008 | Medicaid Beneficiaries by Age Group |
| 2008 | Medicaid Beneficiaries by Program Type |
| 2008 | Medicaid Beneficiaries by Service Category |
| 2008 | Medicaid Beneficiaries by Basis of Eligibility |
| 2008 | Medicaid Beneficiaries by Maintenance Assistance Status |
| 2008 | Medicaid Eligibles by Race/Ethnicity |
| 2008 | Medicaid Eligibles by Gender |
| 2008 | Medicaid Eligibles by Age Group |
| 2008 | Medicaid Eligibles by Basis of Eligibility |

THANK YOU!



Contact Information:
Rebecca (Goldy) Austen
Rebecca.austen@cms.hhs.gov
410-786-6450